

*DCI*EDGE

FALL 2022

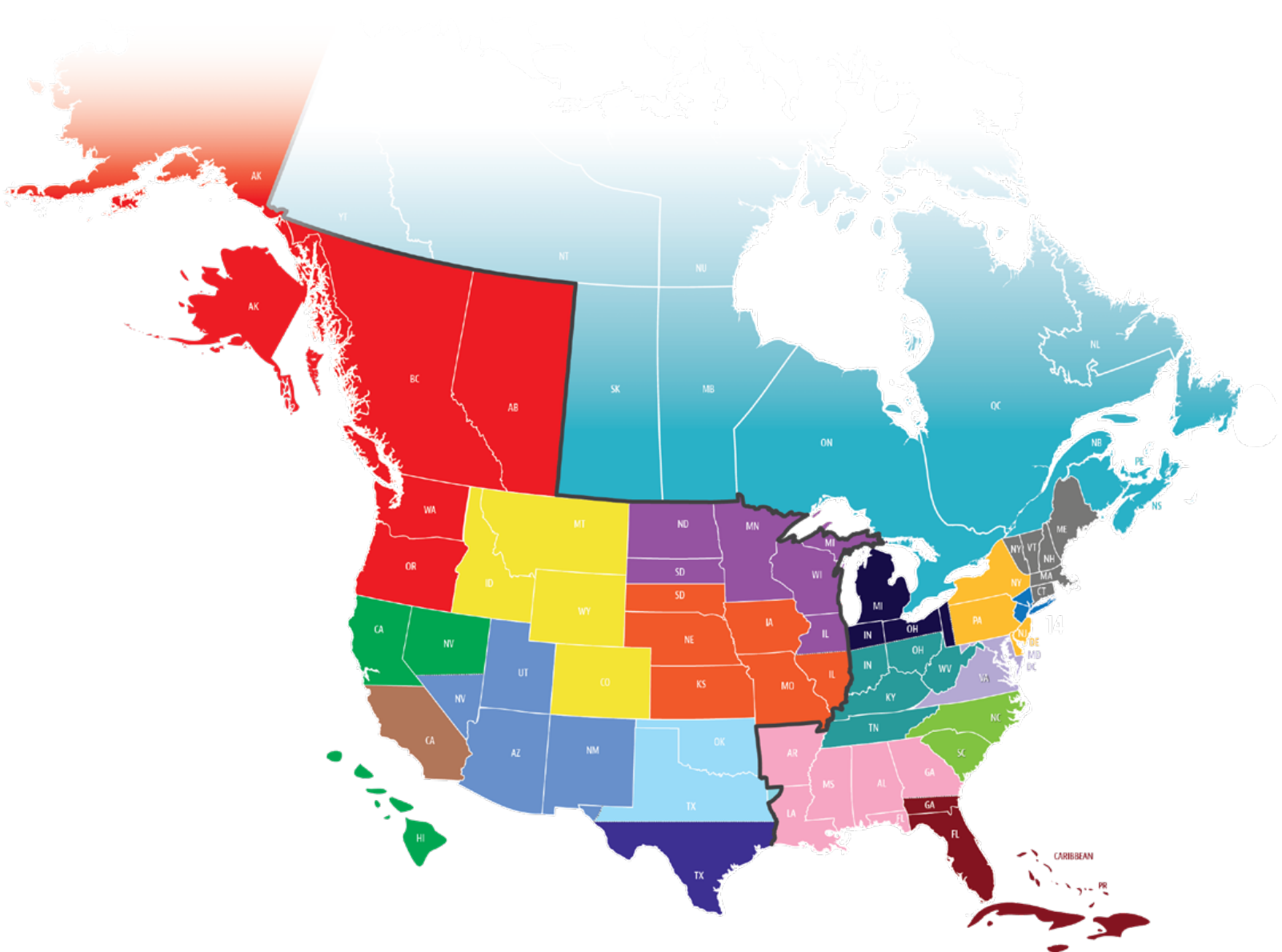
DESIGN THE DENTAL OFFICE

DCI EDGE 2022 Equipment Order Guide















Territory Map

Regional Sales Managers



We are here to serve in making our customer's life easier. Connect with one of our Regional Sales Managers to partner in finding customized dental solutions backed by decades of reliability.

 Rick Orme ricko@dcionline.com	 Matt McDonald mattm@dcionline.com	 Will Gaunt willg@dcionline.com	 Jim Domitrz jimd@dcionline.com	 Doug Jessop CENTRAL & EASTERN CANADA dougj@dcionline.com
 Brad Treadwell bradt@dcionline.com	 Patrick Moylan patm@dcionline.com	 Roy McDonald roym@dcionline.com	 Richard Kelstein richardk@dcionline.com	 Brad Helms DIRECTOR OF WESTERN ZONE bradh@dcionline.com
 Don Givens dong@dcionline.com	 Casey Schulin caseys@dcionline.com	 Tony Sandrene tonys@dcionline.com	 Matt Murphy matt.murphy@dcionline.com	 Brian Bock DIRECTOR OF EASTERN ZONE brianb@dcionline.com
 Derek Underhill dereku@dcionline.com	 Steve Sapik steves@dcionline.com	 Dave Luttrell davel@dcionline.com	 Scott Fraser scottf@dcionline.com	

Pete Volk
SPECIAL MARKETS: US & CANADA
petev@dcionline.com

Steve Leach
SALES TRAINING MANAGER
stevel@dcionline.com

Territory as of August 2022, for the latest version visit dciedge.com/pages/territory



TABLE OF CONTENTS

DCI EDGE DENTAL EQUIPMENT

Series 5 Dental Chair	7
Stools/Kid Cushion	8
Chair Upholstery Colors	10
Series 5 Delivery Systems	11
Swing Mount Delivery System	12
Post Mount Delivery System	14
Side Delivery System	16
Series 5 & Series 4 LED Lights	18
Series 4 Dental Chair	20
Series 4 Delivery Systems	23
Swing Delivery System	25
Post Delivery System	26
Side Delivery System	28
Hygiene Delivery System	30
12 o'clock Delivery Systems	32
Mobile Delivery Systems	34
Under Counter Mount Delivery Systems	36
Delivery Systems for Non DCI Chairs	38
Series 5 Swing Mount Delivery System on Non DCI Chairs	38
Series 5 Post Mount Delivery System on Non DCI Chairs	40
Series 4 Swing Mount Delivery System on Non DCI Chairs	42
Series 4 Post Mount Delivery System on Non DCI Chairs	44
Series 4 Swing Mount Hygiene Delivery System on Non DCI Chairs	46
Series 4 Post Mount Hygiene Delivery System on Non DCI Chairs	48
Cart Systems	50

DCI EDGE DENTAL CABINETRY

Series 5 Cabinetry	52
12 o'clock Cabinets	54
Side Cabinets	62
Center Island	66
X-Ray Pass Through	70
Vista Clear™ Cabinet	71
T-Wall	72
Series 4 Cabinetry	74
12 o'clock Cabinets	76
Side Cabinets	80
Center Island	88
T-Wall	92
Mobile Carts	96
Glove/Towel/Cup Dispensers	98
Cabinet Colors	99
Sterilization Centers	100
10 foot Sterilization Center	102
12 foot Sterilization Center	104
14 foot Sterilization Center	106
ORTHO SOLUTIONS	108
Ortho Chairs	108
Ortho Cabinets	109
DCI EDGE ACCESSORIES	112
Posts & Mounts	112
DCI Edge Parts	113
PRODUCT DIMENSIONS	114
DCI EDGE WARRANTY & POLICY INFORMATION	128



The DCI Story

John and Janelle Spencer have personal experience in the dental industry. John was a top representative for a major dental supplier, and Janelle, a dental hygienist. They started DCI Inc thirty-nine years ago to provide dental parts and accessories that are high in quality and value.

What began with a small home loan, an idea for an improved syringe and a makeshift office in their living room evolved to DCI becoming the world's largest and most trusted dental parts manufacturer, earning a reputation for reliability with service technicians. With the help of their children, Jason and Amy, and a dedication to high standards, DCI has continued their growth with the addition of equipment and cabinet product lines.

Today, DCI remains a family-run business with strong growth, based on that same care and concern for customers.



FAMILY-OWNED & OPERATED SINCE 1983

John, Jason and Amy Spencer

DCI is a family-owned company spanning two generations, based in Newberg, Oregon, the heart of dental equipment manufacturing in America.

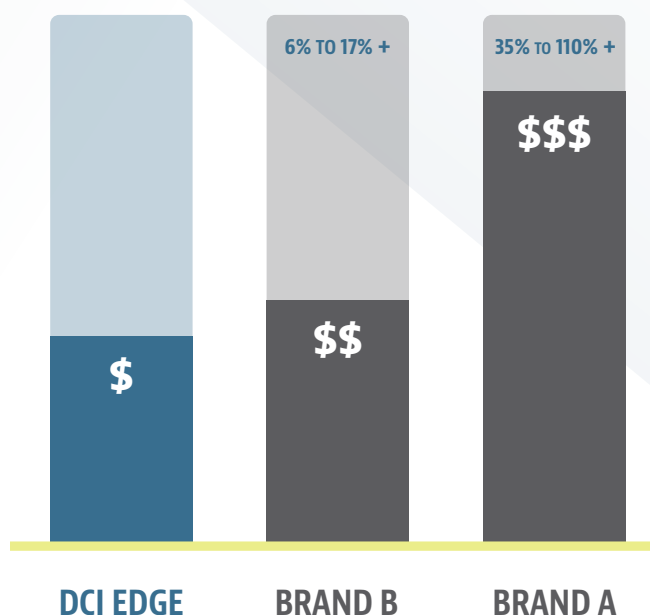


Why DCI?

- Feature-rich affordability
- Fastest growing dental equipment manufacturer in North America
- World's Largest Dental Parts Manufacturer
- Service Technicians have been relying on DCI parts for 39 years
- First in the industry to offer the 5-year equipment warranty for Dentist peace of mind
- For decades, we have disrupted the status quo and pushed the industry forward to benefit the dentist
- Preferred equipment provider for many US Dental Support Organizations

Feature-Rich Affordability

DCI business processes run lean and efficiently. This efficiency is passed on to the customer as savings when compared to the competition.



CHAIR FEATURES



CHAIR FEATURES	SERIES 5	SERIES 4	BENEFITS
Bluetooth chair diagnostics	X	X	Use your Android phone to connect to the DCI chair to troubleshoot, program, and update the firmware. Helps to eliminate downtime and expensive service visits.
Hydraulic motor	X	X	All hydraulic movements ensure a quiet yet strong performance. Each chair is tested with 600 lbs before it leaves the DCI factory in Newberg, OR.
60° Swivel	X	X	Access and flexibility.
Foldout armrest movement for patient entry & exit	X Upholstered	X	Armrests rotate 170°, giving patients easy entry and exit. Armrest acts as hand support for patients.
Push-button dual articulating headrest	X	X	Standard on all DCI chairs, the push button dual articulating headrest allows easy positioning of the oral cavity.
Accelerometer chair position sensors	2	2	Utilizing the same advanced technology used in a cell phone to maintain preset positions accurately and reliably. Older mechanical technology is the number one point of failure for most dental chairs.
Soft start and soft stop	X		Soft start and soft stop technology eliminates abrupt chair movements.
Thin & narrow ergo backrest	X	X	Facilitates unencumbered access to the oral cavity.
Headrest back scoop	X		Headrest back scoop improves flexibility when positioning headrest for smaller patients, while providing shoulder support for larger patients.
Upholstery set designed with multi-layer system	X		Pure comfort cushions utilize four material layers, including memory foam, to achieve the ultimate in patient comfort.
Base	Powder-coated cast ductile iron	Powder-coated high-quality laser cut steel	The Series 5 contoured cast iron base eliminates wobbling and instability of a flat base plate.
Heavy-duty cast chair structure	X		Minimizes shaking and enhances stability of the chair.
Integrated fine adjustment tool kit	X		Easy access to adjustment tools within each dental chair.
Chair at the lowest height	15"	16"	One of the lowest dental chairs allows a shorter practitioner to position the patient while facilitating proper ergonomics.
Chair at the highest height	30"	30"	The height of the chair supports stand-up dentistry.

DCI Edge

DENTAL EQUIPMENT



Series 5 Chair

Comfort Upgrade

Now with 4 layers of foam, including memory foam, for advanced comfort.

Access to the Oral Cavity

Dual articulating headrest ensures maximum comfort for the patient.

Design Appeal

Available in ergo or narrow back, plush or asepsis, in a large variety of colors.

Patient Support

The innovative headrest scoop and back design provides patients with back support regardless of height.

Ergonomics

The thin back allows for ideal positioning with unencumbered access to the oral cavity.

Soft Start and Stop

Adjust your chair without disrupting your patient with smooth start and stop technology.



Series 5 Dental Chairs

All Narrow Back Upholstery
includes detachable slings



ErgoBack with
Plush Upholstery



ErgoBack with
Asepsis Upholstery



Narrow Back with
Plush Upholstery



Narrow Back with
Asepsis Upholstery

S - Standard Features ☐ - Choose Your Option

	Part Number	Retail Price	TOTAL
Step 1 Select Your Chair			
<input type="checkbox"/> Series 5 Dental Chair w/200W Transformer (Powers Chair, Edge Lights & Accessories)	C5550	\$9,100.00	

Step 2 Select Your Back Style			
<input type="checkbox"/> ErgoBack Plush	51919	N/C	
<input type="checkbox"/> ErgoBack Asepsis	51918	N/C	
<input type="checkbox"/> Narrow Back Plush	51917	N/C	
<input type="checkbox"/> Narrow Back Asepsis	51916	N/C	

Step 3 Select Your Upholstery Type (See colors dciedge.com/request-samples)			
<input type="checkbox"/> Naugasoft Upholstery	54631	N/C	
<input type="checkbox"/> Ultraleather® Upholstery	54632	\$700.00	
<input type="checkbox"/> Non-Standard Upholstery Upcharge per Chair**	54644	\$190.00	

Step 4 Configure Your Chair			
S	Foot Switch, 2 Pre-Program Positions, 1 Auto-Return		Included
<input type="checkbox"/>	Exchange Upholstered Armrest for Non-Upholstered Armrest	51915	N/C
<input type="checkbox"/>	Delete Foot Switch	4895D	\$-190.00
<input type="checkbox"/>	Touch Pad to Control Chair and Light - Mounted on Right*	51788	\$580.00
<input type="checkbox"/>	Touch Pad to Control Chair and Light - Mounted on Left*	51778	\$580.00
<input type="checkbox"/>	Accessory Connection Box with 2 120V Outlets, Air QD & Water QD w/flow control	51775	\$590.00
<input type="checkbox"/>	Series 5 Chair Adapter with 2" Hub (For non DCI units)	52909	\$460.00
<input type="checkbox"/>	Touch Pad to Control Chair and Light - Cabinet Mounted w/25' Harness*	55888	\$640.00
<input type="checkbox"/>	Series 5 J-Box Frame and Cover	52977	\$290.00
			Sub-total
			QTY
			TOTAL

*To add touchpads/foot switches to existing chairs sold prior to 2019, please contact Customer Service.

**Allow Additional 2 Weeks Above Standard Lead Time for all Non-Standard Upholstery. Manufacturer Part Number Required
Contact Customer Service to Confirm Availability

DCI Edge Dental Stools



S - Standard Features ☐ - Select Your Option

	Part Number	Retail Price	TOTAL
Step 1 Select Your Stool			
<input type="checkbox"/> Doctor's Stool (Cylinder height range 19" to 24")	SD5051	\$890.00	
<input type="checkbox"/> Assistant's Stool with Body Support and Footring (Cylinder height range 23" to 29 1/2")	SA5051	\$1,080.00	

Step 2 Select Your Upholstery (See colors dciedge.com/request-samples)

<input type="checkbox"/> Naugasoft Upholstery	54633	N/C	
<input type="checkbox"/> Ultraleather® Upholstery	54634	\$130.00	
<input type="checkbox"/> Non-Standard Upholstery Upcharge per Stool*	54646	\$50.00	

Kid Cushion



S - Standard Features ☐ - Select Your Option

	Part Number	Retail Price	TOTAL
Step 1 Select Your Upholstery			
<input type="checkbox"/> Kid Cushion - Naugasoft	54635	\$460.00	
<input type="checkbox"/> Kid Cushion - Ultraleather®	54636	\$560.00	
<input type="checkbox"/> Non-Standard Upholstery Upcharge per Kid Cushion*	54645	\$60.00	

*Allow Additional 2 Weeks Above Standard Lead Time for all Non-Standard Upholstery. Manufacturer Part Number Required
Contact Customer Service to Confirm Availability

FIND THE PERFECT COLOR

READY TO DESIGN THE PERFECT OPERATORY?

We make it easy for you to bring your vision to life. Bright & bold or chic & savvy, we offer an extensive selection of upholstery, cabinet and countertop design options. If you can imagine it, we can supply it.



Choose and order your color samples at
dciedge.com/request-samples



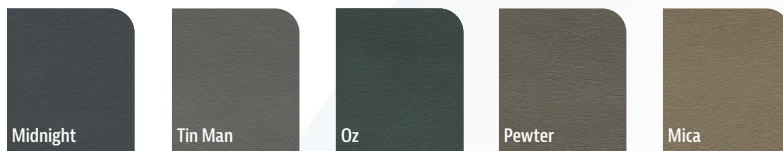
Premium Ultraleather® Upholstery



Upcharge applies \$700 per Chair and \$130 per Stool



PEARLIZED



Naugasoft Upholstery

Naugasoft included in price for Chairs and Stools



Series 5 Delivery System



Swing Mount



Post Mount




Swing Mount w/
Rear Cuspidor



Post Mount w/
Cuspidor



Series 5 Delivery System



Internal Components

Reliable pneumatic components & ample room for high tech integration



Cuspidor

Quickly disassembles for easy cleaning, includes safety break-away



Rear Assistant's Package

Mounts to rear of chair and includes chair touch pad.



Additional Head Pivot

Head swivels to improve access to instruments

Series 5

Swing Mount Delivery System



C5550	DCI Series 5 Dental Chair	\$9,100.00
DS5550	DCI Series 5 Swing Mount Unit with Light Pole	\$7,590.00
RM5551	Rear Assistant's Package w/Chair Touch Pad	\$1,870.00
LS5550	DCI Series 5 LED System Light	\$3,620.00
		\$22,180.00

S - Standard Features ☐ - Select Your Option

Part Number	Retail Price	TOTAL
-------------	--------------	-------

Step 1 Select Your Delivery System

Swing Mount Auto Dental Unit and Light Pole Complete Steps 1 thru 5	<input type="checkbox"/>	DS5550	Gray	\$7,590.00	
Swing Mount Auto Dental Unit Complete Steps 1, 2, 3 & 5	<input type="checkbox"/>	DS5551	Gray	\$6,880.00	
Swing Mount Light Pole Only Complete Steps 1 & 4	<input type="checkbox"/>	DS5552	Gray	\$1,000.00	



Step 2 Configure Your Control Head

S= Standard Configuration 1 Precision Comfort air/water syringe 3 4-hole handpiece tubings		Syringe and air driven handpiece tubings are sterling color	<input type="checkbox"/> Default Instrument Position <input type="checkbox"/> Optional Instrument Position	Part Number	Holder Positions						Retail Price	TOTAL
					0	1	2	3	4	5		
S	DCI Precision Comfort Syringe and Tubing										Included	
S	HP Tubing 4 Hole Asepsis										Included	
<input type="checkbox"/>	HP Tubing ISO 5 Hole Power Optic & Bulb (Requires Light Source System)			9446E							\$320.00	
<input type="checkbox"/>	HP Tubing ISO-C 6 Pin Power Optic (Requires Light Source System)			8904E							\$230.00	
<input type="checkbox"/>	Delete HP Position 3			4344E							-\$40.00	
<input type="checkbox"/>	Additional HP Position Includes Water Valve, Holder & HP Tubing (Not applicable if a scaler option is ordered)			52898G							\$220.00	
<input type="checkbox"/>	One Button Syringe w/Holder (for Air)			42845G							\$130.00	
<input type="checkbox"/>	NSK NLZE Electric Micromotor and Integrated Touchpad (Replaces 1 HP Position)			42843							\$3,450.00	
<input type="checkbox"/>	Dentsply Sirona Cavitron® Steri-Mate 360 Scaler (Adds 1 HP Position)			42822							\$3,890.00	
<input type="checkbox"/>	Acteon® Newtron LED Piezoelectric Scaler (Adds 1 HP Position)			42827							\$3,890.00	
<input type="checkbox"/>	DTE Woodpecker Piezoelectric Scaler (Adds 1 HP Position)			42821							\$1,850.00	
<input type="checkbox"/>	Acteon® Mini LED Curing Light			42816							\$2,390.00	
<input type="checkbox"/>	DTE Woodpecker Curing Light			42811							\$1,170.00	
<input type="checkbox"/>	Acteon® Sopro Camera Dock (Camera wand not included)			52785G							\$3,210.00	
<input type="checkbox"/>	Power Supply, required for one or more Scaler/Curing Light Options (when pairing with a Series 4 chair only)			59578							N/C	
<input type="checkbox"/>	Deluxe Single HP Light Source System			8313E							\$170.00	
<input type="checkbox"/>	Deluxe Dual HP Light Source System			9348E							\$190.00	
<input type="checkbox"/>	Deluxe Triple HP Light Source System			8311E							\$560.00	
<input type="checkbox"/>	Transformer for Light Source System (add when pairing with a Series 4 chair only)			9358E							N/C	
S	Stainless Steel Tray and Non-Skid Pad										Included	
S	Wet/Dry Foot Control										Included	
S	Handpiece Flush										Included	
<input type="checkbox"/>	Remote Cuspidor Controls (only available on DS5550 & DS5551)			52911							\$390.00	
<input type="checkbox"/>	Add scaler/chip air button to foot control			4346E							\$90.00	

Upon special request for left handed Drs, syringe can be Position 5, Electric motor position 4, etc.

Step 3 Configure Your Water System and Utilities

		Part Number	Retail Price	TOTAL
Step 3A Configure Your Water System				
S	Self-Contained Water System w/Quick Switch 2L Bottle		Included	
Step 3B Configure your Junction Box and Utilities				
S	Internal Umbilical with 24" Pig Tail		Included	
<input type="checkbox"/>	Additional Umbilical Length Per Foot , includes sheath tubing - Qty:_____	52965A	\$60.00	
S	Series 5 Utility Center and Valves	52806	Included	
<input type="checkbox"/>	Exchange Standard 5 J-box with Square Contoured J-box	26087	N/C	

Step 4 Configure Your Light

S	No Light On Unit		N/C	
<input type="checkbox"/>	Flat Panel Monitor Top Mount (Gray) (In place of light)		4824E	\$500.00
<input type="checkbox"/>	System Mount Series 4 LED Light (Gray) (Dental Unit Or Chair Adapter and Light Pole Required)		LS4550	\$3,040.00
<input type="checkbox"/>	System Mount Series 5 LED Light (Gray) (Dental Unit Or Chair Adapter and Light Pole Required)		LS5550	\$3,620.00
<input type="checkbox"/>	Exchange Standard Pole for Pole with opening for Monitor Cable Routing		53888G	N/C

Step 5 Configure Your Rear Accessories

S	No Rear Mounted Accessories		N/C	
<input type="checkbox"/>	Rear Assistant's Package with 4 Position Holder, 1 Syringe, 1 HVE, 1 SE & Chair Touch Pad	RM5551	\$1,870.00	
<input type="checkbox"/>	Extra HVE, Tubing and Connector	52907	\$170.00	
<input type="checkbox"/>	Rear Cuspidor only	RM5650	\$2,740.00	
<input type="checkbox"/>	Rear Cuspidor w/Bowl Mounted Assistant's Package - 1 Syringe, 1 HVE, 1 SE	RM5651	\$3,290.00	
<input type="checkbox"/>	Series 5 Utility Center and Valves (Required when ordered w/out Dental Unit)	52806	\$710.00	
			Sub-total	
			QTY	
			TOTAL	

Series 5

Post Mount

Delivery System



NSK NLZE Electric Motor Integration



C5550	DCI Series 5 Dental Chair	\$9,100.00
DO5550	DCI Series 5 Over the Patient Dental Unit	\$8,280.00
52908	Telescoping Assistant's Package	\$700.00
LS5550	DCI Series 5 LED System Light	\$3,620.00
		\$21,700.00

S - Standard Features ☐ - Select Your Option

		Part Number	Retail Price	TOTAL
Step 1 Select Your Delivery System				
Over the Patient Auto Dental Unit with Cuspidor & PMU Complete Steps 1 thru 4	<input type="checkbox"/>	DO5650	Gray	\$9,030.00
Over the Patient Auto Dental Unit with PMU Complete Steps 1 thru 4	<input type="checkbox"/>	DO5550	Gray	\$8,280.00
Post Mount Utilities (PMU) with Cuspidor Complete Steps 1, 3 and 4	<input type="checkbox"/>	DO5652	Gray	\$5,250.00

All Units Include Chair Mount

STANDARD
CONFIGURATION

POSITION:

0 1 2 3

NSK NLZE
INTEGRATION
CONFIGURATION

0 1 2 3

NSK NLZE + OPTIONAL
DEVICE INTEGRATION
CONFIGURATION

0 1 2 3 4 5

Step 2 Configure Your Control Head

S= Standard Configuration 1 Precision Comfort air/water syringe 3 4-hole handpiece tubings		Syringe and air driven handpiece tubings are sterling color	<input type="checkbox"/> Default Instrument Position <input type="checkbox"/> Optional Instrument Position	Part Number	Holder Positions						Retail Price	TOTAL
					0	1	2	3	4	5		
<input checked="" type="checkbox"/> S	DCI Precision Comfort A/W Syringe and Tubing										Included	
<input checked="" type="checkbox"/> S	HP Tubing 4 Hole Asepsis										Included	
<input type="checkbox"/>	HP Tubing ISO 5 Hole Power Optic & Bulb (Requires Light Source System)			9446E							\$320.00	
<input type="checkbox"/>	HP Tubing ISO-C 6 Pin Power Optic (Requires Light Source System)			8904E							\$230.00	
<input type="checkbox"/>	Delete HP Position 3			4344E							-\$40.00	
<input type="checkbox"/>	Add HP Position Includes Water Valve, Holder & HP Tubing (Not applicable if a scaler option is ordered)			52898G							\$220.00	
<input type="checkbox"/>	One Button Syringe w/Holder (for Air)			42845G							\$130.00	
<input type="checkbox"/>	NSK NLZE Electric Micromotor and Integrated Touchpad (Replaces 1 HP Position)			42843							\$3,450.00	
<input type="checkbox"/>	Dentsply Sirona Cavitron® Steri-Mate 360 Scaler (Adds 1 HP Position)			42822							\$3,890.00	
<input type="checkbox"/>	Acteon® Newtron LED Piezoelectric Scaler (Adds 1 HP Position)			42827							\$3,890.00	
<input type="checkbox"/>	DTE Woodpecker Piezoelectric Scaler (Adds 1 HP Position)			42821							\$1,850.00	
<input type="checkbox"/>	Acteon® Mini LED Curing Light			42816							\$2,390.00	
<input type="checkbox"/>	DTE Woodpecker Curing Light			42811							\$1,170.00	
<input type="checkbox"/>	Acteon® Sopro Camera Dock (Camera wand not included)			52785G							\$3,210.00	
<input type="checkbox"/>	Power Supply, Required for one or more Scaler/Curing Light Options (when pairing with a Series 4 chair only)			59578							N/C	
<input type="checkbox"/>	Deluxe Single HP Light Source System			8313E							\$170.00	
<input type="checkbox"/>	Deluxe Dual HP Light Source System			9348E							\$190.00	
<input type="checkbox"/>	Deluxe Triple HP Light Source System			8311E							\$560.00	
<input type="checkbox"/>	Transformer for Light Source System (add when pairing with a Series 4 chair only)			9358E							N/C	
<input checked="" type="checkbox"/> S	Stainless Steel Tray and Non-Skid Pad										Included	
<input checked="" type="checkbox"/> S	Wet/Dry Foot Control										Included	
<input checked="" type="checkbox"/> S	Handpiece Flush										Included	
<input type="checkbox"/>	Remote Cuspidor Controls (Available on DO5650 Only)			52911							\$390.00	
<input type="checkbox"/>	Add scaler/chip air button to foot control			4346E							\$90.00	

Upon special request for left handed Drs, syringe can be Position 5, Electric motor position 4, etc.

Step 3 Configure Your Post Mounted Utility Center

		Part Number	Retail Price	TOTAL
Step 3A Configure Your Assistant's Package				
<input type="checkbox"/>	Telescoping Arm w/4 Position Holder, 1 Syringe, 1 HVE & 1 SE	52908	\$700.00	
<input type="checkbox"/>	Extra HVE, Tubing and Connector	52907	\$170.00	
<input type="checkbox"/>	Autoclavable Dry Oral Cup	5840E	\$40.00	
<input type="checkbox"/>	Cuspidor Mounted Assistant's Package - 1 Syringe, 1 HVE & 1 SE (Available on DO5650 Only)	52905S	\$510.00	
Step 3B Configure Your PMU & Cuspidor				
<input checked="" type="checkbox"/> S	Self-Contained Water System w/Quick Switch 2L Bottle		Included	
<input checked="" type="checkbox"/> S	Air QD and Water QD with flow control		Included	
Step 3C Configure your Junction Box and Utilities				
<input checked="" type="checkbox"/> S	Internal Umbilical with 24" Pig Tail		Included	
<input type="checkbox"/>	Additional Umbilical Length Per Foot - Qty: ____	52975A	\$60.00	
<input checked="" type="checkbox"/> S	Series 5 Utility Center and Valves	52806	Included	
<input type="checkbox"/>	Exchange Standard 5 J-box with Square Contoured J-box	26087	N/C	

Step 4 Configure Your Light

<input checked="" type="checkbox"/> S	No Light On Unit		N/C	
<input type="checkbox"/>	System Mount Series 4 LED Light (Gray) (Dental Unit Or Chair Adapter and Light Pole Required)	LS4550	\$3,040.00	
<input type="checkbox"/>	System Mount Series 5 LED Light (Gray) (Dental Unit Or Chair Adapter and Light Pole Required)	LS5550	\$3,620.00	
<input type="checkbox"/>	Exchange Standard Pole for Pole with opening for Monitor Cable Routing	53888G	N/C	
			Sub-total	
			QTY	
			TOTAL	

Series 5 Side Delivery



Series 5 Side Delivery (DW5050)

Requires 33" wide opening

S - Standard Features <input type="checkbox"/> - Select Your Option		Part Number		Retail Price	TOTAL
Step 1 Select Your Delivery System					
Series 5 Side Delivery Auto Dental Unit w/Touchpads & Mount- Includes 25' Harness Can only be paired w/DCI Edge Chair Complete Steps 1 thru 3	<input type="checkbox"/>	DW5550	Gray	\$5,840.00	
Series 5 Side Delivery Auto Dental Unit & Mount w/o Touch Pads Complete Steps 1 thru 3	<input type="checkbox"/>	DW5050	Gray	\$5,480.00	



Step 2 Configure Your Control Head

Syringe and air driven handpiece tubings are sterling color		Standard delivery head includes 4 holders and 3 4- hole handpiece tubings		<div><div></div> Default Instrument Position</div> <div><div></div> Optional Instrument Position</div>		Part Number	Holder Positions						Retail Price	TOTAL
							0	1	2	3	4	5		
S	DCI Precision Comfort A/W Syringe and Tubing												N/C	
S	HP Tubing 4 Hole Asepsis												N/C	
<input type="checkbox"/>	HP Tubing ISO 5 Hole Power Optic & Bulb (Requires Light Source System)					9446E							\$320.00	
<input type="checkbox"/>	HP Tubing ISO-C 6 Pin Power Optic (Requires Light Source System)					8904E							\$230.00	
<input type="checkbox"/>	Delete HP Position 3					4344E							-\$40.00	
<input type="checkbox"/>	Add HP Position Includes Water Valve, Holder & HP Tubing (Not applicable if a scaler option is ordered)					52898G							\$220.00	
<input type="checkbox"/>	One Button Syringe w/Holder (for Air)					42845G							\$130.00	
<input type="checkbox"/>	NSK NLZE Electric Micromotor and Integrated Touchpad (Replaces 1 HP Position)					42789							\$3,450.00	
<input type="checkbox"/>	Dentsply Sirona Cavitron® Steri-Mate 360 Scaler (Adds 1 HP Position)					42822							\$3,890.00	
<input type="checkbox"/>	Acteon® Newtron LED Piezoelectric Scaler (Adds 1 HP Position)					42827							\$3,890.00	
<input type="checkbox"/>	DTE Woodpecker Piezoelectric Scaler (Adds 1 HP Position)					42821							\$1,850.00	
<input type="checkbox"/>	Acteon® Mini LED Curing Light					42816							\$2,390.00	
<input type="checkbox"/>	DTE Woodpecker Curing Light					42811							\$1,170.00	
<input type="checkbox"/>	Acteon® Sopro Camera Dock (Camera wand not included)					52785G							\$3,210.00	
<input type="checkbox"/>	Power Supply, Required for one or more Scaler/Curing Light Options					59578							N/C	
<input type="checkbox"/>	Deluxe Single HP Light Source System w/Transformer					8404E							\$170.00	
<input type="checkbox"/>	Deluxe Dual HP Light Source System, w/Transformer					9378E							\$190.00	
<input type="checkbox"/>	Deluxe Three HP Light Source System w/Transformer					8353E							\$560.00	
S	Stainless Steel Tray and Non-Skid Pad												Included	
S	Wet/Dry Foot Control												Included	
S	Handpiece Flush												Included	
<input type="checkbox"/>	Add scaler/chip air button to foot control					4346E							\$90.00	

Step 3 Configure Side Delivery

<input type="checkbox"/>	Wall Mounting Board	4222E	\$470.00	
S	Deluxe Water System	4788E	N/C	
<input type="checkbox"/>	Delete Deluxe Water System	4355E	-\$80.00	
<input type="checkbox"/>	Delete Asepsis Utility Center and Valves	4347E	-\$190.00	
			Sub-total	
			QTY	
			TOTAL	

Series 5 & Series 4 LED Lights

Track
Mount Light

Ceiling
Mount Light

Wall Light Housing Cabinet
w/Glove & Towel

See page 98 for details

Post Mount &
System Mount
Light

Wall Mount Light
(Cabinet Mount Also Available)

LED Technology at an Affordable Price

Features	Series 5	Series 4
LED Technology	X	X
Reflective Technology	X	X
3rd Axis Head Rotation	X	X
Dual Touch Controls	X	X
Offered in Gray or White	X	X
3" X 6" Light Pattern	X	X
5000K Color Temperature	X	X
No-Cure Setting	X	
Dual No Touch Sensors	X	
Programmable Sensors to control On/Off & No Cure	X	

LED Lamp - 24Volt, 10 Watts · Input Voltage - 115V/230V, 50/60 Hz · Light Intensity (Lux), 35,000 to 17,500 · Focal Length - 27"

		Part Number		Retail Price	TOTAL
Select Light Configuration					
Post Mount LED Light (Chair Mount and Post required for Stand Alone application)					
<input type="checkbox"/>	Post Mount Series 5 LED Light 115V	<input type="checkbox"/>	LP5000	White	\$3,620.00
		<input type="checkbox"/>	LP5050	Gray	\$3,620.00
<input type="checkbox"/>	Post Mount Series 4 LED Light 115V	<input type="checkbox"/>	LP4000	White	\$3,040.00
		<input type="checkbox"/>	LP4050	Gray	\$3,040.00
<input type="checkbox"/>	24" Light Post Extension w/Clamp & Cord	<input type="checkbox"/>	8921E	White	\$240.00
		<input type="checkbox"/>	8969E	Gray	\$240.00

Swing Mount LED System Light for DCI Edge Chair Only					
DS5552 or DS4552 are required for Stand Alone application					
<input type="checkbox"/>	Swing Mount Series 5 LED System Light	<input type="checkbox"/>	LS5550	Gray	\$3,620.00
		<input type="checkbox"/>	DS5552	Gray	\$1,000.00
<input type="checkbox"/>	Swing Mount Series 4 LED System Light	<input type="checkbox"/>	LS4550	Gray	\$3,040.00
		<input type="checkbox"/>	DS4552	Gray	\$1,000.00

Post Mount LED System Light for DCI Edge Chair Only					
Chair adapter and light post are required for Stand Alone application					
<input type="checkbox"/>	Post Mount OTP Series 5 LED Light 115V	<input type="checkbox"/>	LS5550	Gray	\$3,620.00
		<input type="checkbox"/>	Series 5 Chair Adapter with 2" Hub (for non-DCI units)	Gray	\$460.00
		<input type="checkbox"/>	Assy, Post, System Light w/Crush and Delrin Bushings, 40" L	Gray	\$350.00
<input type="checkbox"/>	Post Mount OTP Series 4 LED Light 115V	<input type="checkbox"/>	LS4550	Gray	\$3,620.00
		<input type="checkbox"/>	Series 4 Chair Adapter with 2" Hub (for non-DCI units)	Gray	\$460.00
		<input type="checkbox"/>	Assy, Post, System Light w/Crush and Delrin Bushings, 40" L	Gray	\$350.00

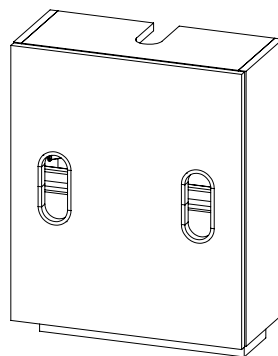
Ceiling Mount LED Light (Available for 8' ceiling upon request)						
<input type="checkbox"/>	Ceiling Mount Series 5 LED Light, 115V	<input type="checkbox"/>	LC5000	White	\$4,310.00	
		<input type="checkbox"/>	LC5050	Gray	\$4,310.00	
<input type="checkbox"/>	Ceiling Mount Series 4 LED Light, 115V	<input type="checkbox"/>	LC4000	White	\$3,730.00	
		<input type="checkbox"/>	LC4050	Gray	\$3,730.00	
<input type="checkbox"/>	Light Suspension Tube for 8.5' Ceiling	<input type="checkbox"/>	SC4050	White	N/C	
		<input type="checkbox"/>	SC4055	Gray	N/C	
<input type="checkbox"/>	Light Suspension Tube for 9' Ceiling	<input type="checkbox"/>	SC4250	White	N/C	
		<input type="checkbox"/>	SC4255	Gray	N/C	
<input type="checkbox"/>	Light Suspension Tube for 9.5' Ceiling	<input type="checkbox"/>	SC4550	White	N/C	
		<input type="checkbox"/>	SC4555	Gray	N/C	
<input type="checkbox"/>	Light Suspension Tube for 10' Ceiling	<input type="checkbox"/>	SC4750	White	N/C	
		<input type="checkbox"/>	SC4755	Gray	N/C	
					QTY	
					TOTAL	

		Part Number		Retail Price	TOTAL
Track Mount LED Light					
<input type="checkbox"/>	Track Mount Series 5 LED Light, 115V	<input type="checkbox"/>	LT5000	White	\$5,480.00
		<input type="checkbox"/>	LT5050	Gray	\$5,480.00
<input type="checkbox"/>	Track Mount Series 4 LED Light, 115V	<input type="checkbox"/>	LT4000	White	\$4,900.00
		<input type="checkbox"/>	LT4050	Gray	\$4,900.00
<input type="checkbox"/>	Light Suspension Tube for 8' Ceiling	<input type="checkbox"/>	ST1350	White	N/C
		<input type="checkbox"/>	ST1355	Gray	N/C
<input type="checkbox"/>	Light Suspension Tube for 8.5' Ceiling	<input type="checkbox"/>	ST1950	White	N/C
		<input type="checkbox"/>	ST1955	Gray	N/C
<input type="checkbox"/>	Light Suspension Tube for 9' Ceiling	<input type="checkbox"/>	ST2550	White	N/C
		<input type="checkbox"/>	ST2555	Gray	N/C
<input type="checkbox"/>	Light Suspension Tube for 9.5' Ceiling	<input type="checkbox"/>	ST3150	White	N/C
		<input type="checkbox"/>	ST3155	Gray	N/C
<input type="checkbox"/>	Light Suspension Tube for 10' Ceiling	<input type="checkbox"/>	ST3750	White	N/C
		<input type="checkbox"/>	ST3755	Gray	N/C

Cabinet Mount LED Light					
<input type="checkbox"/>	Cabinet Mount Series 5 Light, 115V	<input type="checkbox"/>	LX5000	White	\$5,050.00
		<input type="checkbox"/>	LX5050	Gray	\$5,050.00
<input type="checkbox"/>	Cabinet Mount Series 4 Light, 115V	<input type="checkbox"/>	LX4000	White	\$4,410.00
		<input type="checkbox"/>	LX4050	Gray	\$4,410.00

Wall Mount LED Light						
<input type="checkbox"/>	Wall Mount Series 5 Light, 115V	<input type="checkbox"/>	LW5000	White	\$5,050.00	
		<input type="checkbox"/>	LW5050	Gray	\$5,050.00	
<input type="checkbox"/>	Wall Mount Series 4 Light, 115V	<input type="checkbox"/>	LW4000	White	\$4,410.00	
		<input type="checkbox"/>	LW4050	Gray	\$4,410.00	
					QTY	
					TOTAL	

		Part Number	Retail Price	TOTAL
Wall Mount Light Cabinet				
Wall Light Housing Cabinet w/Glove & Towel (24" x 9.5" x 20.5")	<input type="checkbox"/>	CS1LIGHTGLOVE	\$770.00	



CS1LIGHTGLOVE

Hardware Included with Cabinet Mount Light: Qty (4) ¼-20 x 1" cap head screws, Qty (4) ¼-20 nuts, Qty (4) ¼" lock washers.

Hardware Included with Wall Mount Light: Qty (4) ¼-20 X 1" cap head screws, Qty (4) lag bolt ½" x 3", Qty (4) ½" washers, Qty (4) lag bolt covers.

Series 4 Chair

Features

Heavy duty, removable armrests that can rotate for easy patient access

Solid steel back for easy cleaning and total patient support

Powder coated solid steel base with scuff resistance to maintain clean look

Dual articulating headrest with additional options available at no extra cost

Versatile with ability to be used in general practice, orthodontic or pediatric operatories

100% hydraulic movement provides a smooth, quiet experience

60° swivel for ideal positioning



Additional Headrest
Options
41908
Ponytail Style



41909
Flat Style



41910
V Style

Series 4 Dental Chairs

All Narrow Back Upholstery
includes detachable slings



ErgoBack with
Plush Upholstery



ErgoBack with
Asepsis Upholstery



Narrow Back with
Plush Upholstery



Narrow Back with
Asepsis Upholstery

S - Standard Features ☐ - Select Your Option

Part Number	Retail Price	TOTAL
-------------	--------------	-------

Step 1 Select Your Chair

<input type="checkbox"/>	Series 4 Dental Chair w/50W Transformer (Powers Chair & Edge Lights)	C4550	\$7,930.00	
--------------------------	--	-------	------------	--

Step 2 Select Your Back Style

<input type="checkbox"/>	ErgoBack Plush	41185	N/C	
<input type="checkbox"/>	ErgoBack Asepsis	41184	N/C	
<input type="checkbox"/>	Narrow Back Plush	41183	N/C	
<input type="checkbox"/>	Narrow Back Asepsis	41182	N/C	

Step 3 Select Your Upholstery Type (See colors dciedge.com/request-samples)

<input type="checkbox"/>	Naugasoft Upholstery	54631	N/C	
<input type="checkbox"/>	Ultraleather® Upholstery	54632	\$700.00	
<input type="checkbox"/>	Non-Standard Upholstery Upcharge per Chair*	54644	\$190.00	

Step 4 Configure Your Chair

S	Foot Switch, 2 Pre-Program Positions, 1 Auto-Return		Included	
<input type="checkbox"/>	Delete Arm Rest	41159	\$-320.00	
<input type="checkbox"/>	Delete Foot Switch	4895D	\$-190.00	
<input type="checkbox"/>	Touch Pad to Control Chair and Light - Mounted on Right	51788	\$580.00	
<input type="checkbox"/>	Touch Pad to Control Chair and Light - Mounted on Left	51778	\$580.00	
<input type="checkbox"/>	Accessory Connection Box with Air QD & Water QD w/flow control	51779	\$360.00	
<input type="checkbox"/>	Series 4 Chair Adapter with 2" Hub (For non DCI units)	42865	\$460.00	
<input type="checkbox"/>	Touch Pad to Control Chair and Light - Cabinet Mounted w/25' Harness	55888	\$640.00	
<input type="checkbox"/>	Series 4 J-Box Frame and Cover	42866	\$290.00	
			Sub-total	
			QTY	
			TOTAL	

*Allow Additional 2 Weeks Above Standard Lead Time for all Non-Standard Upholstery.
Manufacturer Part Number Required. Contact Customer Service to Confirm Availability

Series 4 Delivery System

OPTION



NSK NLZE Electric Motor Integration



Swing Mount



Swing Mount with Cuspidor



Post Mount



Post Mount with Cuspidor



Series 4 Swing Mount Delivery System



Featured with optional touch pad.



NSK NLZE Electric Motor Integration
Image shown with Chair Touch Pad

C4550	DCI Series 4 Dental Chair	\$7,930.00
DS4550	DCI Series 4 Swing Mount Unit with Light Pole	\$5,840.00
RM4551	Rear Assistant's Package	\$1,650.00
LS4550	DCI Series 4 LED System Light	\$3,040.00
		\$18,460.00

S - Standard Features ☐ - Select Your Option

Part Number	Retail Price	TOTAL
-------------	--------------	-------

Step 1 Select Your Delivery System					
Swing Mount Auto Dental Unit and Light Pole Complete Steps 1 thru 5	<input type="checkbox"/>	DS4550	Gray	\$5,840.00	
Swing Mount Auto Dental Unit Complete Steps 1, 2, 3 and 5	<input type="checkbox"/>	DS4551	Gray	\$5,130.00	
Swing Mount Light Pole Only Complete Steps 1 and 4	<input type="checkbox"/>	DS4552	Gray	\$1,000.00	

All Units Include Chair Mount



Step 2 Configure Your Control Head

S= Standard Configuration 1 Precision Comfort air/water syringe 3 4-hole handpiece tubings		Syringe and air driven handpiece tubings are sterling color	<div><div></div> Default Instrument Position Optional Instrument Position</div>	Part Number	Holder Positions						Retail Price	TOTAL
			0		1	2	3	4	5			
S	DCI Precision Comfort A/W Syringe and Tubing										N/C	
S	HP Tubing 4 Hole Asepsis										N/C	
<input type="checkbox"/>	HP Tubing ISO 5 Hole Power Optic & Bulb (Requires Light Source System)			9446E							\$320.00	
<input type="checkbox"/>	HP Tubing ISO-C 6 Pin Power Optic (Requires Light Source System)			8904E							\$230.00	
<input type="checkbox"/>	Delete HP Position 3			4344E							-\$40.00	
<input type="checkbox"/>	Add HP Position Includes Water Valve, Holder & HP Tubing (Not applicable if a scaler option is ordered)			4468E							\$220.00	
<input type="checkbox"/>	One Button Syringe w/Holder (for Air)			42845G							\$130.00	
<input type="checkbox"/>	NSK NLZE Electric Micromotor and Integrated Touchpad (Replaces 1 HP Position)			42833							\$3,450.00	
<input type="checkbox"/>	Dentsply Sirona Cavitron® Steri-Mate 360 Scaler (Adds 1 HP Position)			42830G							\$3,890.00	
<input type="checkbox"/>	Acteon® Newtron LED Piezoelectric Scaler (Adds 1 HP Position)			42825G							\$3,890.00	
<input type="checkbox"/>	DTE Woodpecker Piezoelectric Scaler (Adds 1 HP Position)			42819G							\$1,850.00	
<input type="checkbox"/>	Acteon® Mini LED Curing Light			42814G							\$2,390.00	
<input type="checkbox"/>	DTE Woodpecker Curing Light			42809G							\$1,170.00	
<input type="checkbox"/>	Acteon® Sopro Camera Dock (Camera wand not included)			42838G							\$3,210.00	
<input type="checkbox"/>	Power Supply, Required for one or more Scaler/Curing Light Options (when pairing with a Series 4 chair only)			59578							N/C	
<input type="checkbox"/>	Deluxe Single HP Light Source System			8313E							\$170.00	
<input type="checkbox"/>	Deluxe Dual HP Light Source System			9348E							\$190.00	
<input type="checkbox"/>	Deluxe Triple HP Light Source System			8311E							\$560.00	
<input type="checkbox"/>	Transformer, Required for Light Source System (when pairing with a Series 4 chair only)			9358E							N/C	
<input type="checkbox"/>	Touch pad to control chair and light (Right side of head) for NSK Display Configured			42799							\$510.00	
<input type="checkbox"/>	Touch pad to control chair and light (Right side of head)			51777							\$510.00	
<input type="checkbox"/>	Touch pad to control chair and light (Left side of head)			51776							\$510.00	
S	Stainless Steel Tray and Non-Skid Pad										Included	
S	Wet/Dry Foot Control										Included	
S	Handpiece Flush										Included	
<input type="checkbox"/>	Remote Cuspidor Controls (DS4550 & DS4551 only)			52911							\$390.00	
<input type="checkbox"/>	Add scaler/chip air button to foot control			4346E							\$90.00	

Step 3 Configure Your Water System and Utilities

		Part Number	Retail Price	TOTAL
Step 3A Configure Your Water System				
S	Self-Contained Water System w/Quick Switch 2L Bottle		Included	
Step 3B Configure your Junction Box and Utilities				
S	Internal Umbilical with 24" Pig Tail		Included	
<input type="checkbox"/>	Additional Umbilical Length Per Foot - Qty:___	52965A	\$60.00	
S	Series 4 Utility Center and Valves	42851	Included	
<input type="checkbox"/>	Exchange Standard J-box with Square Contoured J-box	26087	N/C	

Step 4 Configure Your Light

S	No Light On Unit		N/C
<input type="checkbox"/>	Flat Panel Monitor Top Mount (Gray) (in place of light)	4824E	\$500.00
<input type="checkbox"/>	System Mount Series 4 LED Light (Gray) (Dental Unit Or Chair Adapter and Light Pole Required)	LS4550	\$3,040.00
<input type="checkbox"/>	System Mount Series 5 LED Light (Gray) (Dental Unit Or Chair Adapter and Light Pole Required)	LS5550	\$3,620.00
<input type="checkbox"/>	Exchange Standard Pole for Pole with opening for Monitor Cable Routing	53888G	N/C

Step 5 Configure Your Rear Accessories

S	No Rear Mounted Accessories		N/C
<input type="checkbox"/>	Rear Assistant's Package with 4 Position Holder, 1 Syringe, 1 HVE & 1 SE	RM4551	\$1,650.00
<input type="checkbox"/>	Extra HVE, Tubing and Connector	52907	\$170.00
<input type="checkbox"/>	Rear Cuspidor only	RM4650	\$2,310.00
<input type="checkbox"/>	Rear Cuspidor with Bowl Mounted Syringe, HVE & SE	RM4651	\$2,830.00
<input type="checkbox"/>	Series 4 Utility Center and Valves (Required when ordered w/out Dental Unit)	42851	\$710.00
Sub-total			
QTY			
TOTAL			

Series 4

Post Mount Delivery System



OPTION



NSK NLZE Electric Motor Integration
Image shown with Chair Touch Pad

C4550	DCI Series 4 Dental Chair	\$7,930.00
DO4650	DCI Series 4 Over the Patient Dental Unit w/Cuspidor	\$5,770.00
52906G	Telescoping Assistant's Package	\$640.00
LS4550	DCI Series 4 LED System Light	\$3,040.00
		\$17,380.00

S - Standard Features ☐ - Select Your Option

		Part Number	Retail Price	TOTAL
Step 1 Select Your Delivery System				
Over the Patient Auto Dental Unit with Cuspidor & PMU Complete Steps 1 thru 4	<input type="checkbox"/>	DO4650	Gray	\$5,770.00
Over the Patient Auto Dental Unit with PMU Complete Steps 1 thru 4	<input type="checkbox"/>	DO4550	Gray	\$5,190.00
Post Mount Utilities (PMU) with Cuspidor Complete Steps 1, 3 and 4	<input type="checkbox"/>	DO4652	Gray	\$3,280.00

All Units Include Chair Mount



Step 2 Configure Your Control Head

S= Standard Configuration 1 Precision Comfort air/water syringe 3 4-hole handpiece tubings		Syringe and air driven handpiece tubings are sterling color	<input type="checkbox"/> Default Instrument Position <input type="checkbox"/> Optional Instrument Position	Part Number	Holder Positions						Retail Price	TOTAL
0	1	2	3	4	5							
S	DCI Precision Comfort Syringe and Tubing										Included	
S	HP Tubing 4 Hole Asepsis										Included	
<input type="checkbox"/>	HP Tubing ISO 5 Hole Power Optic & Bulb (Requires Light Source System)				9446E						\$320.00	
<input type="checkbox"/>	HP Tubing ISO-C 6 Pin Power Optic (Requires Light Source System)				8904E						\$230.00	
<input type="checkbox"/>	Delete HP Position 3				4344E						-\$40.00	
<input type="checkbox"/>	Add HP Position Includes Water Valve, Holder & HP Tubing (Not applicable if a scaler option is ordered)				4468E						\$220.00	
<input type="checkbox"/>	One Button Syringe w/Holder (for Air)				42845G						\$130.00	
<input type="checkbox"/>	NSK NLZE Electric Micromotor and Integrated Touchpad (Replaces 1 HP Position)				42833						\$3,450.00	
<input type="checkbox"/>	Dentsply Sirona Cavitron® Steri-Mate 360 Scaler (Adds 1 HP Position)				42830G						\$3,890.00	
<input type="checkbox"/>	Acteon® Newtron LED Piezoelectric Scaler (Adds 1 HP Position)				42825G						\$3,890.00	
<input type="checkbox"/>	DTE Woodpecker Piezoelectric Scaler (Adds 1 HP Position)				42819G						\$1,850.00	
<input type="checkbox"/>	Acteon® Mini LED Curing Light				42814G						\$2,390.00	
<input type="checkbox"/>	DTE Woodpecker Curing Light				42809G						\$1,170.00	
<input type="checkbox"/>	Acteon® Sopro Camera Dock (Camera wand not included)				42838G						\$3,210.00	
<input type="checkbox"/>	Power Supply, Required for one or more Scaler/Curing Light Options (when pairing with a Series 4 chair only)				59578						N/C	
<input type="checkbox"/>	Deluxe Single HP Light Source System				8313E						\$170.00	
<input type="checkbox"/>	Deluxe Dual HP Light Source System				9348E						\$190.00	
<input type="checkbox"/>	Deluxe Triple HP Light Source System				8311E						\$560.00	
<input type="checkbox"/>	Transformer, Required for Light Source System (when pairing with a Series 4 chair only)				9358E						N/C	
<input type="checkbox"/>	Touch pad to control chair and light (Right side of head) for NSK Display Configured				42799						\$510.00	
<input type="checkbox"/>	Touch pad to control chair and light (Right side of head)				51777						\$510.00	
<input type="checkbox"/>	Touch pad to control chair and light (Left side of head)				51776						\$510.00	
S	Stainless Steel Tray and Non-Skid Pad										Included	
S	Wet/Dry Foot Control										Included	
S	Handpiece Flush										Included	
<input type="checkbox"/>	Add scaler/chip air button to foot control				4346E						\$90.00	

Step 3 Configure Your Post Mounted Utility Center

	Part Number	Retail Price	TOTAL
Step 3A Assistant's Package			
<input type="checkbox"/> Telescoping Arm with 4 Position Holder with 1 Syringe, 1 SE & 1 HVE	52906G	\$640.00	
<input type="checkbox"/> Extra HVE and Tubing	52892G	\$110.00	
<input type="checkbox"/> Autoclavable Dry Oral Cup	5840E	\$40.00	
<input type="checkbox"/> Cuspidor Mounted Assistant's Package, 1 Syringe, 1 HVE & 1 SE (Available on DO4650 & DO4652 only)	52893G	\$510.00	
Step 3B Configure Your PMU & Cuspidor			
S Self-Contained Water System w/Quick Switch 2L Bottle		Included	
S Air QD and Water QD with flow control		Included	
<input type="checkbox"/> Remote Cuspidor Controls (Available on DO4650 Only)	52911	\$390.00	
Step 3C Configure your Junction Box and Utilities			
S Internal Umbilical with 24" Pig Tail		Included	
<input type="checkbox"/> Additional Umbilical Length Per Foot - Qty: ____	52899A	\$60.00	
S Series 4 Utility Center and Valves	42851	Included	
<input type="checkbox"/> Exchange Standard J-box with Square Contoured J-box	26087	N/C	

Step 4 Configure Your Light

S No Light On Unit		N/C	
<input type="checkbox"/> System Mount Series 4 LED Light (Gray) (Dental Unit Or Chair Adapter and Light Pole Required)	LS4550	\$3,040.00	
<input type="checkbox"/> System Mount Series 5 LED Light (Gray) (Dental Unit Or Chair Adapter and Light Pole Required)	LS5550	\$3,620.00	
<input type="checkbox"/> Exchange Standard Pole for Pole with opening for Monitor Cable Routing	53888G	N/C	
		Sub-total	
		QTY	
		TOTAL	

Series 4 Side Delivery



Requires 33" wide opening

Series 4 Side Delivery (DW4050)

S - Standard Features		<input type="checkbox"/> - Select Your Option		Part Number	Retail Price	TOTAL
Step 1 Select Your Delivery System						
Series 4 Side Delivery Auto Dental Unit w/Mount Complete Steps 1 thru 3	<input type="checkbox"/>	DW4000	White	\$4,670.00		
	<input type="checkbox"/>	DW4050	Gray	\$4,670.00		

STANDARD
CONFIGURATIONNSK NLZE
INTEGRATION
CONFIGURATIONNSK NLZE + OPTIONAL
DEVICE INTEGRATION
CONFIGURATION

POSITION:

0

1

2

3

0

1

2

3

0

1

2

3

4

5

Step 2 Configure Your Control Head

Syringe and air driven handpiece tubings are sterling color		Standard delivery head includes 4 holders and 3 4- hole handpiece tubings		<div><input type="checkbox"/> Default Instrument Position</div> <div><input type="checkbox"/> Optional Instrument Position</div>		Part Number	Holder Positions						Retail Price	TOTAL
							0	1	2	3	4	5		
S	DCI Precision Comfort A/W Syringe and Tubing											N/C		
S	HP Tubing 4 Hole Asepsis											N/C		
<input type="checkbox"/>	HP Tubing ISO 5 Hole Power Optic & Bulb (Requires Light Source System)					9446E						\$320.00		
<input type="checkbox"/>	HP Tubing ISO-C 6 Pin Power Optic (Requires Light Source System)					8904E						\$230.00		
<input type="checkbox"/>	Delete HP Position 3					4344E						-\$40.00		
<input type="checkbox"/>	Add HP Position Includes Water Valve, Holder & HP Tubing (Not applicable if a scaler option is ordered)					4468E Gray/ 4467E White						\$220.00		
<input type="checkbox"/>	One Button Syringe w/Holder (for Air)					42845G/42845W						\$130.00		
<input type="checkbox"/>	NSK NLZE Electric Micromotor and Integrated Touchpad (Replaces 1 HP Position)					42833						\$3,450.00		
<input type="checkbox"/>	Dentsply Sirona Cavitron® Steri-Mate 360 Scaler (Adds 1 HP Position)					42830G/42830W						\$3,890.00		
<input type="checkbox"/>	Acteon® Newtron LED Piezoelectric Scaler (Adds 1 HP Position)					42825G/42825W						\$3,890.00		
<input type="checkbox"/>	DTE Woodpecker Piezoelectric Scaler (Adds 1 HP Position)					42819G/42819W						\$1,850.00		
<input type="checkbox"/>	Acteon® Mini LED Curing Light					42813G/42813W						\$2,390.00		
<input type="checkbox"/>	DTE Woodpecker Curing Light					42809G/42809W						\$1,170.00		
<input type="checkbox"/>	Acteon® Sopro Camera Dock (Camera wand not included)					42838G/42838W						\$3,210.00		
<input type="checkbox"/>	Power Supply, Required for one or more Scaler/Curing Light Options					59578							N/C	
<input type="checkbox"/>	Deluxe Single HP Light Source System w/Transformer					8404E							\$170.00	
<input type="checkbox"/>	Deluxe Dual HP Light Source System, w/Transformer					9378E							\$190.00	
<input type="checkbox"/>	Deluxe Three HP Light Source System w/Transformer					8353E							\$560.00	
<input type="checkbox"/>	Touchpad to control chair and light on right side of head (Series 4 only)					51777							\$510.00	
<input type="checkbox"/>	Touchpad to control chair and light on left side of head (Series 4 only)					51776							\$510.00	
S	Stainless Steel Tray and Non-Skid Pad												Included	
S	Wet/Dry Foot Control												Included	
S	Handpiece Flush												Included	
<input type="checkbox"/>	Add scaler/chip air button to foot control					4346E							\$90.00	

Step 3 Configure Side Delivery

<input type="checkbox"/>	Wall Mounting Board	4222E	\$470.00	
S	Deluxe Water System	4788E	N/C	
<input type="checkbox"/>	Delete Deluxe Water System	4355E	-\$80.00	
<input type="checkbox"/>	Delete Asepsis Utility Center and Valves	4347E	-\$190.00	
			Sub-total	
			QTY	
			TOTAL	

Series 4

Hygiene Delivery System



C4550	DCI Series 4 Dental Chair	\$7,930.00
DS4553	Hygiene Swing Mount Auto Dental Unit and Light Pole	\$6,190.00
LS5550	DCI Series 5 LED System Light	\$3,620.00
		\$17,740.00

S - Standard Features ☐ - Select Your Option

		Part Number	Retail Price	TOTAL
Step 1 Select Your Delivery System				
Hygiene Swing Mount Auto Dental Unit and Light Pole Complete Steps 1 thru 5	<input type="checkbox"/>	DS4553	Gray	\$6,190.00
Hygiene Swing Mount Auto Dental Unit Complete Steps 1, 2, 3 and 5	<input type="checkbox"/>	DS4554	Gray	\$5,480.00
Hygiene Over the Patient Auto Dental Unit with Cuspidor & PMU Complete Steps 1 thru 4	<input type="checkbox"/>	D04653	Gray	\$5,900.00
Hygiene Over the Patient Auto Dental Unit with PMU Complete Steps 1 thru 4	<input type="checkbox"/>	D04553	Gray	\$5,320.00

All Units Include Chair Mount

STANDARD
CONFIGURATION

POSITION: 0 1 2 3 4

NSK NLZE + OPTIONAL
DEVICE INTEGRATION
CONFIGURATION

0 1 2 3 4 5

Step 2 Configure Your Control Head

S= Standard Configuration 1 Precision Comfort air/water syringe 3 4-hole handpiece tubings		Syringe and air driven handpiece tubings are sterling color	<div><div></div> Default Instrument Position</div> <div><div></div> Optional Instrument Position</div>	Part Number	Holder Positions						Retail Price	TOTAL
					0	1	2	3	4	5		
S	DCI Precision Comfort A/W Syringe and Tubing										N/C	
S	HP Tubing 4 Hole Asepsis										N/C	
S	SE and Tubing										N/C	
S	HVE and Tubing										N/C	
<input type="checkbox"/>	HP Tubing ISO 5 Hole Power Optic & Bulb (Requires Light Source System)			9446E							\$320.00	
<input type="checkbox"/>	HP Tubing ISO-C 6 Pin Power Optic (Requires Light Source System)			8904E							\$230.00	
<input type="checkbox"/>	Extra HVE, Tubing, and Holder			42919G							\$170.00	
<input type="checkbox"/>	Add HP Position Includes Water Valve, Holder & HP Tubing (Not applicable if a scaler option is ordered)			52898G							\$220.00	
<input type="checkbox"/>	One Button Syringe w/Holder (for Air)			42845G							\$130.00	
<input type="checkbox"/>	NSK NLZE Electric Micromotor and Integrated Touchpad (Replaces 1 HP Position)			42833							\$3,450.00	
<input type="checkbox"/>	Dentsply Sirona Cavitron® Steri-Mate 360 Scaler (Adds 1 HP Position)			42837G							\$3,890.00	
<input type="checkbox"/>	Acteon® Newtron LED Piezoelectric Scaler (Adds 1 HP Position)			42840G							\$3,890.00	
<input type="checkbox"/>	DTE Woodpecker Piezoelectric Scaler (Adds 1 HP Position)			42844G							\$1,850.00	
<input type="checkbox"/>	Acteon® Mini LED Curing Light			42814G							\$2,390.00	
<input type="checkbox"/>	DTE Woodpecker Curing Light			42809G							\$1,170.00	
<input type="checkbox"/>	Acteon® Sopro Camera Dock (Camera wand not included)			42838G							\$3,210.00	
<input type="checkbox"/>	Power Supply, Required for one or more Scaler/Curing Light Options (when pairing with a Series 4 chair only)			59578							N/C	
<input type="checkbox"/>	Deluxe Single HP Light Source System			8313E							\$170.00	
<input type="checkbox"/>	Deluxe Dual HP Light Source System			9348E							\$190.00	
<input type="checkbox"/>	Transformer, Required for Light Source System (when pairing with a Series 4 chair only)			9358E							N/C	
<input type="checkbox"/>	Touch pad to control chair and light (Right side of head) for NSK Display Configured			42799							\$510.00	
<input type="checkbox"/>	Touch pad to control chair and light (Right side of head)			51777							\$510.00	
<input type="checkbox"/>	Touch pad to control chair and light (Left side of head)			51776							\$510.00	
S	Stainless Steel Tray and Non-Skid Pad										Included	
S	Wet/Dry Foot Control										Included	
S	Handpiece Flush										Included	
<input type="checkbox"/>	Remote Cuspidor Controls (DO4653 only)			52911							\$390.00	
<input type="checkbox"/>	Add scaler/chip air button to foot control			4346E							\$90.00	

Step 3 Configure Your Junction Box and Utilities

		Part Number	Retail Price	TOTAL
Step 3A Configure Your Water System				
S	Self-Contained Water System w/Quick Switch 2L Bottle		Included	
Step 3B Configure your Junction Box and Utilities				
S	Internal Umbilical with 24" Pig Tail		Included	
<input type="checkbox"/>	Additional Umbilical Length Per Foot - Qty:____	42918A	\$60.00	
S	Standard Utility Center and Valves		Included	
<input type="checkbox"/>	Exchange Standard J-box with Square Contoured J-box	26087	N/C	

Step 4 Configure Your Light

S	No Light On Unit		N/C	
<input type="checkbox"/>	System Mount Series 4 LED Light (Gray)		LS4550	\$3,040.00
<input type="checkbox"/>	System Mount Series 5 LED Light (Gray)		LS5550	\$3,620.00
<input type="checkbox"/>	Flat Panel Monitor Top Mount (Gray) (in place of light on DS4553 only)		4824E	\$500.00
<input type="checkbox"/>	Exchange Standard Pole for Pole with opening for Monitor Cable Routing		53888G	N/C

Step 5 Configure Your Rear Accessories

S	No Rear Mounted Accessories		N/C	
<input type="checkbox"/>	Rear Cuspidor only	RM4650	\$2,310.00	
<input type="checkbox"/>	Remote Cuspidor Controls	52911	\$390.00	
			Sub-total	
			QTY	
			TOTAL	

12 o'clock Mobile Delivery

OPTION



DR4550



NSK NLZE Electric Motor Integration



DR4451

S - Standard Features ☐ - Select Your Option

		Part Number	Retail Price	TOTAL
Step 1 Select Your Delivery System				
12 o'clock Cabinet Mount Delivery System with Dr & Assistant's Instruments & Mobile Solid Surface Work Top & Touch Pad Can only be paired w/DCI Edge Series Chair Complete Steps 1 thru 5	<input type="checkbox"/>	DR4550	Gray	\$7,000.00
12 o'clock Cabinet Mount Delivery System with Dr & Assistant's Instruments & Mobile Solid Surface Work Top Complete Steps 1 thru 5	<input type="checkbox"/>	DR4450	Gray	\$6,530.00
12 o'clock Cabinet Mount Assistant's Instruments & Mobile Solid Surface Work Top Complete Steps 1, 3, 4 & 5	<input type="checkbox"/>	DR4451	Gray	\$4,550.00
12 o'clock Cabinet Mount Mobile Solid Surface Work Top Only Complete Steps 1 & 4	<input type="checkbox"/>	DR4454	Gray	\$2,920.00

12 o'clock Mobile Delivery

Step 2 Configure Your Control Head

Syringe and air driven handpiece tubings are sterling color		Standard delivery head includes 4 holders and 3 4-hole handpiece tubings	<input type="checkbox"/> Default Instrument Position <input type="checkbox"/> Optional Instrument Position	Part Number	Holder Positions						Retail Price	TOTAL
0	1	2	3	4	5							
S	DCI Precision Comfort A/W Syringe and Tubing										N/C	
S	HP Tubing 4 Hole Asepsis										N/C	
<input type="checkbox"/>	HP Tubing ISO 5 Hole Power Optic & Bulb (Requires Light Source System)			9446E							\$320.00	
<input type="checkbox"/>	HP Tubing ISO-C 6 Pin Power Optic (Requires Light Source System)			8904E							\$230.00	
<input type="checkbox"/>	Delete HP Position 3			4344E							-\$40.00	
<input type="checkbox"/>	Add HP Position Includes Water Valve, Holder & HP Tubing (Not applicable if a scaler option is ordered)			42889							\$220.00	
<input type="checkbox"/>	One Button Syringe w/Holder (for Air, DR4550 & DR4450 only)			42845G							\$130.00	
<input type="checkbox"/>	NSK NLZE Electric Micromotor and Integrated Touchpad Mounted on left (Replaces 1 HP Position)			42834							\$3,450.00	
<input type="checkbox"/>	NSK NLZE Electric Micromotor and Integrated Touchpad Mounted on right (Replaces 1 HP Position)			42835							\$3,450.00	
<input type="checkbox"/>	Dentsply Sirona Cavitron® Steri-Mate 360 Scaler (Adds 1 HP Position)			42830G							\$3,890.00	
<input type="checkbox"/>	Acteon® Newtron LED Piezoelectric Scaler (Adds 1 HP Position)			42825G							\$3,890.00	
<input type="checkbox"/>	DTE Woodpecker Piezoelectric Scaler (Adds 1 HP Position)			42819G							\$1,850.00	
<input type="checkbox"/>	Acteon® Mini LED Curing Light			42814G							\$2,390.00	
<input type="checkbox"/>	DTE Woodpecker Curing Light			42809G							\$1,170.00	
<input type="checkbox"/>	Acteon® Sopro Camera Dock (Camera wand not included)			42838G							\$3,210.00	
<input type="checkbox"/>	Power Supply, Required for one or more Scaler/Curing Light Options			59578							N/C	
<input type="checkbox"/>	Deluxe Single HP Light Source System w/Transformer			8404E							\$170.00	
<input type="checkbox"/>	Deluxe Dual HP Light Source System w/Transformer			9378E							\$190.00	
<input type="checkbox"/>	Deluxe Triple HP Light Source System w/Transformer			8353E							\$560.00	
S	Wet/Dry Foot Control										Included	
<input type="checkbox"/>	Add scaler/chip air button on foot control			4346E							\$90.00	

Upon special request for left handed Drs, syringe can be Position 5, Electric motor position 4, etc.

Step 3 Configure Your Water System & Utilities

	Part Number	Retail Price	TOTAL
Step 3A Configure Your Water System			
S	Deluxe Self-Contained Water System 1 Liter Bottle	4788E	Included
	Delete Deluxe Water System	4355E	-\$80.00
	Add Kit, Water System, Arm Mounted	428847	\$240.00
Step 3B Configure your Junction Box and Utilities			
S	Internal Umbilical Tubing, 7'		Included
<input type="checkbox"/>	Additional Umbilical Length Per Foot - Qty____	42041	\$50.00
S	12 o'clock Utility Center and Valves		Included
<input type="checkbox"/>	Standard J-box Housing and Cover Only, Gray	8312E	\$100.00

Step 4 Select Your Work Surface Color (See colors dciedge.com/request-samples)

S	Mobile Solid Surface Work Top, 22"x22"		N/C
<input type="checkbox"/>	Wilsonart Gibraltar Solid Surface Countertop Selection		N/C

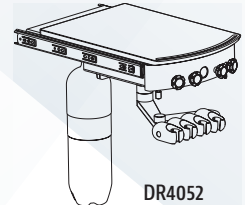
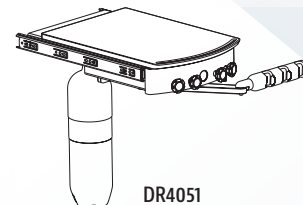
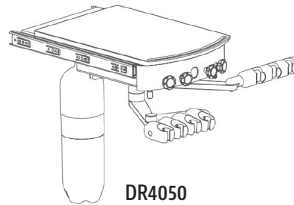
For custom solid surface colors please contact Customer Service for pricing and lead time

Step 5 Configure Your Assistant's Package

<input type="checkbox"/>	Extra HVE and Tubing	42043	\$110.00
<input type="checkbox"/>	Autoclavable Dry Oral Cup	5840E	\$40.00

Under Counter Mount Delivery Systems

12 o'clock Slide Out Delivery



S - Standard Features ☐ - Select Your Option

Part Number	Retail Price	TOTAL
-------------	--------------	-------

Step 1 Select Your Delivery System

12 o'clock Slide-Out Delivery System w/Dr & Assistant's Instruments Complete Steps 1 thru 5	<input type="checkbox"/>	DR4050	Gray	\$3,760.00	
12 o'clock Slide-Out Cabinet Mount Delivery System w/Assistant's Instruments Complete Steps 1, 2, 4 & 5	<input type="checkbox"/>	DR4051	Gray	\$3,040.00	
12 o'clock Slide-Out Cabinet Mount w/Doctor's Instruments Complete Steps 1 thru 4	<input type="checkbox"/>	DR4052	Gray	\$3,500.00	

Step 2 Select Your Work Surface Color (See colors dciedge.com/request-samples)

S Mobile Solid Surface Work Top, 10.5" x 11"		N/C	
<input type="checkbox"/> Wilsonart Solid Surface Countertop		N/C	

*For custom solid surface colors please contact Customer Service for pricing and lead time

Step 3 Configure Your Control Head

	Part Number	Holder Positions					Retail Price	TOTAL
		0	1	2	3	4		
S DCI Precision Comfort A/W Syringe and Tubing							N/C	
S HP Tubing 4 Hole Asepsis							N/C	
<input type="checkbox"/> HP Tubing ISO 5 Hole Power Optic & Bulb (Requires Light Source System)	9446E						\$320.00	
<input type="checkbox"/> HP Tubing ISO-C 6 Pin Power Optic (Requires Light Source System)	8904E						\$230.00	
<input type="checkbox"/> Delete HP Position 3	4344E						-\$40.00	
<input type="checkbox"/> Add HP Position Includes Water Valve, Holder & HP Tubing (Not applicable if a scaler option is ordered)	42889						\$220.00	
<input type="checkbox"/> One Button Syringe w/Holder (for Air, DR4050 & DR4052 only)	42845G						\$130.00	
<input type="checkbox"/> NSK NLZE Electric Micromotor and Integrated Touchpad (Replaces 1 HP Position)	42836						\$3,450.00	
<input type="checkbox"/> Dentsply Sirona Cavitron® Steri-Mate 360 Scaler (Adds 1 HP Position)	42830G						\$3,890.00	
<input type="checkbox"/> Acteon® Newtron LED Piezoelectric Scaler (Adds 1 HP Position)	42825G						\$3,890.00	
<input type="checkbox"/> DTE Woodpecker Piezoelectric Scaler (Adds 1 HP Position)	42819G						\$1,850.00	
<input type="checkbox"/> Acteon® Mini LED Curing Light	42814G						\$2,390.00	
<input type="checkbox"/> DTE Woodpecker Curing Light	42809G						\$1,170.00	
<input type="checkbox"/> Acteon® Sopro Camera Dock (Camera wand not included)	42838G						\$3,210.00	
<input type="checkbox"/> Power Supply, Required for one or more Scaler/Curing Light Options	59578						N/C	
<input type="checkbox"/> Deluxe Single HP Light Source System w/Transformer	8404E						\$170.00	
<input type="checkbox"/> Deluxe Dual HP Light Source System w/Transformer	9378E						\$190.00	
<input type="checkbox"/> Deluxe Triple HP Light Source System w/Transformer	8353E						\$560.00	
S Wet/Dry Foot Control							Included	
<input type="checkbox"/> Add scaler/chip air button on foot control	4346E						\$90.00	

Step 4 Configure Water System & Utilities

Step 3A Configure Your Water System

S Integrated 2-Liter Deluxe Self-Contained Water System	42871	Included	
Delete Deluxe Water System	4355E	-\$80.00	

Step 3B Configure your Junction Box and Utilities

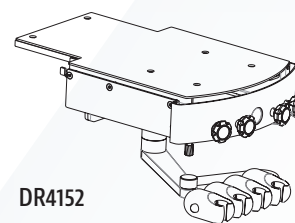
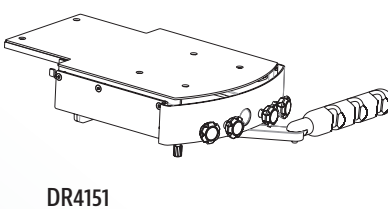
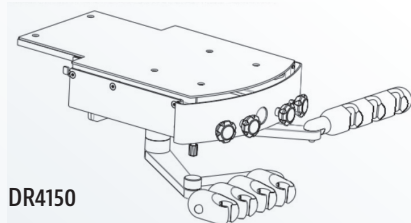
S Internal Umbilical Tubing, 7'		Included	
<input type="checkbox"/> Additional Umbilical Length Per Foot - Qty____	42041	\$50.00	
S 12 o'clock Utility Center and Valves		Included	

Step 5 Configure Your Assistant's Package

<input type="checkbox"/> Extra HVE and Tubing	42043	\$110.00	
<input type="checkbox"/> Autoclavable Dry Oral Cup	5840E	\$40.00	

Under Counter Mount Delivery Systems

12 o'clock Fixed Delivery



S - Standard Features ☐ - Select Your Option

		Part Number	Retail Price	TOTAL
Step 1 Select Your Delivery System				
12 o'clock Cabinet Mount Fixed Delivery System w/Dr & Assistant's Instruments Complete Steps 1 thru 4	<input type="checkbox"/>	DR4150	Gray	\$3,200.00
12 o'clock Cabinet Mount Fixed Delivery System w/Assistant's Instruments Complete Steps 1, 3 & 4	<input type="checkbox"/>	DR4151	Gray	\$2,590.00
12 o'clock Cabinet Mount Fixed Delivery System w/Dr's Instruments Complete Steps 1 thru 3	<input type="checkbox"/>	DR4152	Gray	\$2,990.00
Step 2 Configure Your Control Head				
S DCI Precision Comfort A/W Syringe and Tubing				N/C
S HP Tubing 4 Hole Asepsis				N/C
<input type="checkbox"/> HP Tubing ISO 5 Hole Power Optic & Bulb (Requires Light Source System)	9446E			\$320.00
<input type="checkbox"/> HP Tubing ISO-C 6 Pin Power Optic (Requires Light Source System)	8904E			\$230.00
<input type="checkbox"/> Delete HP Position 3	4344E			-\$40.00
<input type="checkbox"/> Add HP Position Includes Water Valve, Holder & HP Tubing (Not applicable if a scaler option is ordered)	42889			\$220.00
<input type="checkbox"/> One Button Syringe w/Holder (for Air, DR4150 & DR4152 only)	42845G			\$130.00
<input type="checkbox"/> NSK NLZE Electric Micromotor and Integrated Touchpad (Replaces 1 HP Position)	42836			\$3,450.00
<input type="checkbox"/> Dentsply Sirona Cavitron® Steri-Mate 360 Scaler (Adds 1 HP Position)	42830G			\$3,890.00
<input type="checkbox"/> Acteon® Newtron LED Piezoelectric Scaler (Adds 1 HP Position)	42825G			\$3,890.00
<input type="checkbox"/> DTE Woodpecker Piezoelectric Scaler (Adds 1 HP Position)	42819G			\$1,850.00
<input type="checkbox"/> Acteon® Mini LED Curing Light	42814G			\$2,390.00
<input type="checkbox"/> DTE Woodpecker Curing Light	42809G			\$1,170.00
<input type="checkbox"/> Acteon® Sopro Camera Dock (Camera wand not included)	42838G			\$3,210.00
<input type="checkbox"/> Power Supply, Required for one or more Scaler/Curing Light Options	59578			N/C
<input type="checkbox"/> Deluxe Single HP Light Source System w/Transformer	8404E			\$170.00
<input type="checkbox"/> Deluxe Dual HP Light Source System w/Transformer	9378E			\$190.00
<input type="checkbox"/> Deluxe Triple HP Light Source System w/Transformer	8353E			\$560.00
S Wet/Dry Foot Control				Included
<input type="checkbox"/> Add scaler/chip air button on foot control	4346E			\$90.00
Step 3 Configure Water System & Utilities				
		Part Number	Retail Price	TOTAL
Step 3A Configure Your Water System				
S Cabinet Mounted 1-Liter Deluxe Self-Contained Water System		4788E	Included	
Delete Deluxe Water System		4355E	-\$80.00	
Step 3B Configure your Junction Box and Utilities				
S Internal Umbilical Tubing, 7'			Included	
<input type="checkbox"/> Additional Umbilical Length Per Foot - Qty____		42041	\$50.00	
S 12 o'clock Utility Center and Valves			Included	
<input type="checkbox"/> Standard J-box Housing and Cover Only, Gray		8312E	\$100.00	
Step 4 Configure Your Assistant's Package				
<input type="checkbox"/> Extra HVE and Tubing		42043	\$110.00	
<input type="checkbox"/> Autoclavable Dry Oral Cup		5840E	\$40.00	

Series 5

Swing Mount Delivery System on Non DCI Chairs

- Upgrade your delivery system without the expense of a new chair.
- Designed to mount to most dental chairs.



S - Standard Features ☐ - Select Your Option

S - Standard Features		- Select Your Option		Part Number		Retail Price		TOTAL						
Step 1 Select Your Delivery System & Color														
Series 5														
Series 5 Swing Mount Auto Dental Unit and Light Pole Complete Steps 1 thru 5				<input type="checkbox"/>	DS5050	Gray		\$7,000.00						
Series 5 Swing Mount Auto Dental Unit Complete Steps 1, 2, 3 & 5				<input type="checkbox"/>	DS5051	Gray		\$6,300.00						
Step 2 Configure Your Control Head														
S= Standard Configuration 1 Precision Comfort air/water syringe 3 4-hole handpiece tubings		Syringe and air driven handpiece tubings are sterling color		<input type="checkbox"/> Default Instrument Position <input type="checkbox"/> Optional Instrument Position		Part Number		Holder Positions		Retail Price		TOTAL		
								0 1 2 3 4 5						
S	DCI Precision Comfort A/W Syringe and Tubing											N/C		
S	HP Tubing 4 Hole Asepsis											N/C		
<input type="checkbox"/>	HP Tubing ISO 5 Hole Power Optic & Bulb (Requires Light Source System)			9446E								\$320.00		
<input type="checkbox"/>	HP Tubing ISO-C 6 Pin Power Optic (Requires Light Source System)			8904E								\$230.00		
<input type="checkbox"/>	Delete HP Position 3			4344E								-\$40.00		
<input type="checkbox"/>	Add HP Position Includes Water Valve, Holder & HP Tubing (Not applicable if a scaler option is ordered)			52898G								\$220.00		
<input type="checkbox"/>	One Button Syringe w/Holder (for Air)			42845G								\$130.00		
<input type="checkbox"/>	NSK NLZE Electric Micromotor and Integrated Touchpad (Replaces 1 HP Position)			42789								\$3,450.00		
<input type="checkbox"/>	Dentsply Sirona Cavitron® Steri-Mate 360 Scaler (Adds 1 HP Position)			42822								\$3,890.00		
<input type="checkbox"/>	Acteon® Newtron LED Piezoelectric Scaler (Adds 1 HP Position)			42827								\$3,890.00		
<input type="checkbox"/>	DTE Woodpecker Piezoelectric Scaler (Adds 1 HP Position)			42821								\$1,850.00		
<input type="checkbox"/>	Acteon® Mini LED Curing Light			42816								\$2,390.00		
<input type="checkbox"/>	DTE Woodpecker Curing Light			42811								\$1,170.00		
<input type="checkbox"/>	Acteon® Sopro Camera Dock (Camera wand not included)			52785G								\$3,210.00		
<input type="checkbox"/>	Power Supply, Required for one or more Scaler/Curing Light Options			59578								N/C		
<input type="checkbox"/>	Deluxe Single HP Light Source System w/Transformer			8404E								\$170.00		
<input type="checkbox"/>	Deluxe Dual HP Light Source System w/Transformer			9378E								\$190.00		
<input type="checkbox"/>	Deluxe Three HP Light Source System w/Transformer			8353E								\$560.00		
S	Stainless Steel Tray and Non-Skid Pad											Included		
S	Wet/Dry Foot Control											Included		
S	Hand-Piece Flush											Included		
<input type="checkbox"/>	Add scaler/chip air button to foot control			4346E								\$90.00		

Step 3 Configure Water System & Utilities

		Part Number	Retail Price	TOTAL
Step 3A Configure Your Water System				
S	Self Contained Water System with Quick Switch 2L Bottle Included		Included	
Step 3B Configure your Junction Box and Utilities				
S	6' Umbilical Tubing		Included	
<input type="checkbox"/>	Additional Umbilical Length Per Foot, includes sheath tubing - Qty____	24962A	\$60.00	
S	Asepsis Utility Center and Valves		Included	
<input type="checkbox"/>	Delete Asepsis Utility Center and Valves	4347E	-\$190.00	

Step 4 Configure Your Light

S	No Light On Unit		N/C	
<input type="checkbox"/>	Flat Panel Monitor Top Mount (Gray) (In place of light)	4824E	\$500.00	
<input type="checkbox"/>	Post Mount Series 4 LED Light (Gray) (Requires Light Post 4766E)	LP4050	\$3,040.00	
<input type="checkbox"/>	Post Mount Series 5 LED Light (Gray) (Requires Light Post 4766E)	LP5050	\$3,620.00	
<input type="checkbox"/>	Light Post With P&C Bushing, 24" For Series 4 (Gray)	4766E	\$260.00	

Step 5 Configure Your Chair Mount (Required)

<input type="checkbox"/>	To Fit A-dec® Cascade® 1040	4489	\$450.00	
<input type="checkbox"/>	To Fit A-dec® Priority 1005 & 1010	4498	\$450.00	
<input type="checkbox"/>	To Fit A-dec® Decade® 1020, 1021 & 1015	9246	\$450.00	
<input type="checkbox"/>	To Fit Belmont Bel 20/50/Celebrity	4492	\$450.00	
<input type="checkbox"/>	To Fit Belmont AcuTrac	4501	\$450.00	
<input type="checkbox"/>	To Fit Marus DC1490, DC1690, DC1700, DC1702	4491	\$450.00	
<input type="checkbox"/>	To Fit Pelton 1500, 1800, 2000, 3000	4489	\$450.00	
<input type="checkbox"/>	To Fit DCI Equipment 1235 , Pelton 1700	4491	\$450.00	
			Sub-total	
			QTY	
			TOTAL	

A-dec®, Cascade® and Decade® are registered trademarks of A-dec, Inc. DCI has no affiliation with A-dec and A-dec has not authorized DCI replacement parts to be used on or in connection with A-dec® products.

Series 5

Post Mount Delivery System on Non DCI Chairs

- Upgrade your delivery system without the expense of a new chair.
- Designed to mount to most dental chairs.



S - Standard Features ☐ -Select Your Option

		Part Number	Retail Price	TOTAL
Step 1 Select Your Delivery System & Color				
Series 5				
Series 5 Over the Patient Dental Unit with Cuspidor & PMU Complete Steps 1 thru 5	<input type="checkbox"/>	DO5150	Gray	\$8,460.00
Series 5 Over the Patient Dental Unit with PMU Complete Steps 1 thru 5	<input type="checkbox"/>	DO5050	Gray	\$7,690.00
Series 5 PMU w/Cuspidor Complete Steps 1 & 3 thru 5	<input type="checkbox"/>	DO5152	Gray	\$4,670.00

Step 2 Select Your Control Head Options													
S= Standard Configuration 1 Precision Comfort air/water syringe 3 4-hole handpiece tubings		Syringe and air driven handpiece tubings are sterling color	<div><div></div> Default Instrument Position</div> <div><div></div> Optional Instrument Position</div>		Part Number	Holder Positions						Retail Price	TOTAL
						0	1	2	3	4	5		
S	DCI Precision Comfort A/W Syringe and Tubing											N/C	
S	HP Tubing 4 Hole Asepsis											N/C	
<input type="checkbox"/>	HP Tubing ISO 5 Hole Power Optic & Bulb (Requires Light Source System)				9446E							\$320.00	
<input type="checkbox"/>	HP Tubing ISO-C 6 Pin Power Optic (Requires Light Source System)				8904E							\$230.00	
<input type="checkbox"/>	Delete HP Position 3				4344E							-\$40.00	
<input type="checkbox"/>	Add HP Position Includes Water Valve, Holder & HP Tubing (Not applicable if a scaler option is ordered)				52898G							\$220.00	
<input type="checkbox"/>	One Button Syringe w/Holder (for Air)				42845G							\$130.00	
<input type="checkbox"/>	NSK NLZE Electric Micromotor and Integrated Touchpad (Replaces 1 HP Position)				42789							\$3,450.00	
<input type="checkbox"/>	Dentsply Sirona Cavitron® Steri-Mate 360 Scaler (Adds 1 HP Position)				42822							\$3,890.00	
<input type="checkbox"/>	Acteon® Newtron LED Piezoelectric Scaler (Adds 1 HP Position)				42827							\$3,890.00	
<input type="checkbox"/>	DTE Woodpecker Piezoelectric Scaler (Adds 1 HP Position)				42821							\$1,850.00	
<input type="checkbox"/>	Acteon® Mini LED Curing Light				42816							\$2,390.00	
<input type="checkbox"/>	DTE Woodpecker Curing Light				42811							\$1,170.00	
<input type="checkbox"/>	Acteon® Sopro Camera Dock (Camera wand not included)				52785G							\$3,210.00	
<input type="checkbox"/>	Power Supply, Required for one or more Scaler/Curing Light Options				59578							N/C	
<input type="checkbox"/>	Deluxe Single HP Light Source System w/Transformer				8404E							\$170.00	
<input type="checkbox"/>	Deluxe Dual HP Light Source System, w/Transformer				9378E							\$190.00	
<input type="checkbox"/>	Deluxe Three HP Light Source System w/Transformer				8353E							\$560.00	
S	Stainless Steel Tray and Non-Skid Pad											Included	
S	Wet/Dry Foot Control											Included	
S	Hand-Piece Flush											Included	
<input type="checkbox"/>	Add scaler/chip air button to foot control				4346E							\$90.00	

Step 3 Configure Your Post Mounted Utility Center

		Part Number	Retail Price	TOTAL
Step 3A Assistant's Package				
<input type="checkbox"/>	Series 5 Telescoping Arm w/4 Position Holder, 1 Syringe, 1 SE & 1 HVE (Gray)	52908	\$700.00	
<input type="checkbox"/>	Series 5 Extra HVE, Tubing and Connector	52907	\$170.00	
<input type="checkbox"/>	Cuspidor Mounted Assistant's Package, 1 Syringe, 1 HVE & 1 SE (Available on DO5150 & DO5152 only)	52905S	\$510.00	
<input type="checkbox"/>	Autoclavable Dry Oral Cup	5840E	\$40.00	
Step 3B Water System				
S	Self Contained Water System with Quick Switch 2 Liter Bottle		Included	
S	Air QD and Water QD with flow control		Included	
Step 3C Junction Box and Utilities				
S	6' Umbilical Tubing		Included	
<input type="checkbox"/>	Series 5 Additional Umbilical Length Per Foot, includes sheath tubing - Qty____	52975A	\$60.00	
S	Asepsis Utility Center and Valves		Included	
<input type="checkbox"/>	Delete Asepsis Utility Center and Valves	4347E	-\$190.00	

Step 4 Configure Your Light

S	No Light On Unit		N/C	
<input type="checkbox"/>	Post Mount Series 4 LED Light (Gray) (Requires DCI Edge Light Post 53900G)	LP4050	\$3,040.00	
<input type="checkbox"/>	Post Mount Series 5 LED Light (Gray) (Requires DCI Edge Light Post 53900G)	LP5050	\$3,620.00	
<input type="checkbox"/>	Light Post w/Pelton & Crane Bushing, 30" (Gray)	53900G	\$290.00	

Step 5 Configure Your Chair Mount Adapter

S	No Chair Mount		N/C	
<input type="checkbox"/>	To Fit A-dec® Cascade® 1040	8522E	\$450.00	
<input type="checkbox"/>	To Fit A-dec® Priority 1005 & 1010	8515E	\$450.00	
<input type="checkbox"/>	To Fit A-dec® Decade® 1020, 1021, 1221 & 1015	8500E	\$410.00	
<input type="checkbox"/>	To Fit A-dec® 500®	8538E	\$410.00	
<input type="checkbox"/>	To Fit Belmont Bel 20,50/Celebrity/Westar 2001 & 5000/LSM DC-1000 & C0H0	8493E	\$450.00	
<input type="checkbox"/>	To Fit Belmont AcuTrac, B99 & Celesta	8917E	\$450.00	
<input type="checkbox"/>	To Fit DentalEZ E3000	8552E	\$450.00	
<input type="checkbox"/>	To Fit DentalEZ Advantage E2000	8919E	\$450.00	
<input type="checkbox"/>	To Fit Marus Pro/DCI Equipment, Pelton & Crane 1700	8561E	\$450.00	
<input type="checkbox"/>	To Fit Pelton Spirit, 1500, 1800, 2000, 3000 /Schein Empire	8918E	\$410.00	
<input type="checkbox"/>	To Fit Royal	8497E	\$410.00	
			Sub-total	
			QTY	
			TOTAL	

Contact Customer Service for Adapters Not Listed

A-dec®, Cascade®, Decade® and A-dec 500® and are registered trademarks of A-dec, Inc. DCI has no affiliation with A-dec and A-dec has not authorized DCI replacement parts to be used on or in connection with A-dec® products.

Series 4

Swing Mount Delivery System on Non DCI Chairs

- Upgrade your delivery system without the expense of a new chair.
- Designed to mount to most dental chairs.



S - Standard Features ☐ - Select Your Option

	Part Number	Retail Price	TOTAL
--	-------------	--------------	-------

Step 1 Select Your Delivery System & Color

Series 4					
Series 4 Swing Mount Auto Dental Unit and Light Pole Complete Steps 1 thru 5	<input type="checkbox"/>	DS4000	White	\$5,430.00	
	<input type="checkbox"/>	DS4050	Gray	\$5,430.00	
Series 4 Swing Mount Auto Dental Unit Complete Steps 1, 2, 3 & 5	<input type="checkbox"/>	DS4001	White	\$4,740.00	
	<input type="checkbox"/>	DS4051	Gray	\$4,740.00	
Series 4 Swing Mount Light Pole Only Complete Steps 1, 4 & 5	<input type="checkbox"/>	DS4002	White	\$1,530.00	
	<input type="checkbox"/>	DS4052	Gray	\$1,530.00	

Step 2 Configure Your Control Head

S= Standard Configuration 1 Precision Comfort air/water syringe 3 4-hole handpiece tubings		Syringe and air driven handpiece tubings are sterling color	<div><div></div> Default Instrument Position</div> <div><div></div> Optional Instrument Position</div>	Part Number	Holder Positions						Retail Price	TOTAL
			0		1	2	3	4	5			
S	DCI Precision Comfort A/W Syringe and Tubing										N/C	
S	HP Tubing 4 Hole Asepsis										N/C	
<input type="checkbox"/>	HP Tubing ISO 5 Hole Power Optic & Bulb (Requires Light Source System)			9446E							\$320.00	
<input type="checkbox"/>	HP Tubing ISO-C 6 Pin Power Optic (Requires Light Source System)			8904E							\$230.00	
<input type="checkbox"/>	Delete HP Position 3			4344E							-\$40.00	
<input type="checkbox"/>	Add HP Position Includes Water Valve, Holder & HP Tubing (Not applicable if a scaler option is ordered)			4468E Gray/ 4467E White							\$220.00	
<input type="checkbox"/>	One Button Syringe w/Holder (for Air)			42845G/42845W							\$130.00	
<input type="checkbox"/>	NSK NLZE Electric Micromotor and Integrated Touchpad (Replaces 1 HP Position)			42833							\$3,450.00	
<input type="checkbox"/>	Dentsply Sirona Cavitron® Steri-Mate 360 Scaler (Adds 1 HP Position)			42830G/42830W							\$3,890.00	
<input type="checkbox"/>	Acteon® Newtron LED Piezoelectric Scaler (Adds 1 HP Position)			42825G/42825W							\$3,890.00	
<input type="checkbox"/>	DTE Woodpecker Piezoelectric Scaler (Adds 1 HP Position)			42819G/42819W							\$1,850.00	
<input type="checkbox"/>	Acteon® Mini LED Curing Light			42814G/42814W							\$2,390.00	
<input type="checkbox"/>	DTE Woodpecker Curing Light			42809G/42809W							\$1,170.00	
<input type="checkbox"/>	Acteon® Sopro Camera Dock (Camera wand not included)			42838G/42838W							\$3,210.00	
<input type="checkbox"/>	Power Supply, Required for one or more Scaler/Curing Light Options			59578							N/C	
<input type="checkbox"/>	Deluxe Single HP Light Source System w/Transformer			8404E							\$170.00	
<input type="checkbox"/>	Deluxe Dual HP Light Source System w/Transformer			9378E							\$190.00	
<input type="checkbox"/>	Deluxe Three HP Light Source System w/Transformer			8353E							\$560.00	
S	Stainless Steel Tray and Non-Skid Pad										Included	
S	Wet/Dry Foot Control										Included	
S	Hand-Piece Flush										Included	
<input type="checkbox"/>	Add scaler/chip air button to foot control			4346E							\$90.00	

Step 3 Configure Water System & Utilities

		Part Number	Retail Price	TOTAL
Step 3A Configure Your Water System				
S	Self Contained Water System with Quick Switch 2L Bottle Included		Included	
Step 3B Configure your Junction Box and Utilities				
S	6' Umbilical Tubing		Included	
<input type="checkbox"/>	Additional Umbilical Length Per Foot, includes sheath tubing - Qty_____	24962A	\$60.00	
S	Asepsis Utility Center and Valves		Included	
<input type="checkbox"/>	Delete Asepsis Utility Center and Valves	4347E	-\$190.00	

Step 4 Configure Your Light

S	No Light On Unit		N/C	
<input type="checkbox"/>	Flat Panel Monitor Top Mount (White) (In place of light)	4924E	\$500.00	
<input type="checkbox"/>	Flat Panel Monitor Top Mount (Gray) (In place of light)	4824E	\$500.00	
<input type="checkbox"/>	Post Mount Series 4 LED Light (White) (Requires Light Post 4768E)	LP4000	\$3,040.00	
<input type="checkbox"/>	Post Mount Series 5 LED Light (White) (Requires Light Post 4768E)	LP5000	\$3,620.00	
<input type="checkbox"/>	Light Post With P&C Bushing, 24" For Series 4 (White)	4768E	\$260.00	
<input type="checkbox"/>	Post Mount Series 4 LED Light (Gray) (Requires Light Post 4766E)	LP4050	\$3,040.00	
<input type="checkbox"/>	Post Mount Series 5 LED Light (Gray) (Requires Light Post 4766E)	LP5050	\$3,620.00	
<input type="checkbox"/>	Light Post With P&C Bushing, 24" For Series 4 (Gray)	4766E	\$260.00	

Step 5 Configure Your Chair Mount (Required)

<input type="checkbox"/>	To Fit A-dec® Cascade® 1040	4489	\$450.00	
<input type="checkbox"/>	To Fit A-dec® Priority 1005 & 1010	4498	\$450.00	
<input type="checkbox"/>	To Fit A-dec® Decade® 1020, 1021 & 1015	9246	\$450.00	
<input type="checkbox"/>	To Fit Belmont Bel 20/50/Celebrity	4492	\$450.00	
<input type="checkbox"/>	To Fit Belmont AcuTrac	4501	\$450.00	
<input type="checkbox"/>	To Fit Marus DC1490, DC1690, DC1700, DC1702	4491	\$450.00	
<input type="checkbox"/>	To Fit Pelton 1500, 1800, 2000, 3000	4489	\$450.00	
<input type="checkbox"/>	To Fit DCI Equipment 1235 , Pelton 1700	4491	\$450.00	
			Sub-total	
			QTY	
			TOTAL	

A-dec®, Cascade® and Decade® are registered trademarks of A-dec, Inc. DCI has no affiliation with A-dec and A-dec has not authorized DCI replacement parts to be used on or in connection with A-dec® products.

Series 4

Post Mount Delivery System on Non DCI Chairs

- Upgrade your delivery system without the expense of a new chair.
- Designed to mount to most dental chairs.



S - Standard Features ☐ -Select Your Option

Part Number

Retail Price

TOTAL

Step 1 Select Your Delivery System & Color

Series 4

Series 4 Over the Patient Dental Unit with Cuspidor & PMU Complete Steps 1 thru 5	<input type="checkbox"/>	DO4100	White	\$5,360.00	
	<input type="checkbox"/>	DO4150	Gray	\$5,360.00	
Series 4 Over the Patient Dental Unit with PMU Complete Steps 1 thru 5	<input type="checkbox"/>	DO4000	White	\$4,790.00	
	<input type="checkbox"/>	DO4050	Gray	\$4,790.00	
Series 4 Over the Patient Dental Unit Only Complete Steps 1, 2, 3C & 5	<input type="checkbox"/>	DO4001	White	\$3,960.00	
	<input type="checkbox"/>	DO4051	Gray	\$3,960.00	
Series 4 Post Mount Utilities (PMU) with Cuspidor Complete Steps 1 & 3 thru 5	<input type="checkbox"/>	DO4102	White	\$2,860.00	
	<input type="checkbox"/>	DO4152	Gray	\$2,860.00	
Series 4 Post Mount Utilities Only Complete Steps 1 & 3 thru 5	<input type="checkbox"/>	DO4002	White	\$2,350.00	
	<input type="checkbox"/>	DO4052	Gray	\$2,350.00	

Step 2 Select Your Control Head Options

S= Standard Configuration 1 Precision Comfort air/water syringe 3 4-hole handpiece tubings		Syringe and air driven handpiece tubings are sterling color	<div><div></div> Default Instrument Position</div> <div><div></div> Optional Instrument Position</div>	Part Number	Holder Positions						Retail Price	TOTAL
			0		1	2	3	4	5			
S	DCI Precision Comfort A/W Syringe and Tubing										N/C	
S	HP Tubing 4 Hole Asepsis										N/C	
<input type="checkbox"/>	HP Tubing ISO 5 Hole Power Optic & Bulb (Requires Light Source System)			9446E							\$320.00	
<input type="checkbox"/>	HP Tubing ISO-C 6 Pin Power Optic (Requires Light Source System)			8904E							\$230.00	
<input type="checkbox"/>	Delete HP Position 3			4344E							-\$40.00	
<input type="checkbox"/>	Add HP Position Includes Water Valve, Holder & HP Tubing (Not applicable if a scaler option is ordered)			4468E Gray/ 4467E White							\$220.00	
<input type="checkbox"/>	One Button Syringe w/Holder (for Air)			42845G/42845W							\$130.00	
<input type="checkbox"/>	NSK NLZE Electric Micromotor and Integrated Touchpad (Replaces 1 HP Position)			42833							\$3,450.00	
<input type="checkbox"/>	Dentsply Sirona Cavitron® Steri-Mate 360 Scaler (Adds 1 HP Position)			42830G/42830W							\$3,890.00	
<input type="checkbox"/>	Acteon® Newtron LED Piezoelectric Scaler (Adds 1 HP Position)			42825G/42825W							\$3,890.00	
<input type="checkbox"/>	DTE Woodpecker Piezoelectric Scaler (Adds 1 HP Position)			42819G/42819W							\$1,850.00	
<input type="checkbox"/>	Acteon® Mini LED Curing Light			42814G/42814W							\$2,390.00	
<input type="checkbox"/>	DTE Woodpecker Curing Light			42809G/42809W							\$1,170.00	
<input type="checkbox"/>	Acteon® Sopro Camera Dock (Camera wand not included)			42838G/42838W							\$3,210.00	
<input type="checkbox"/>	Power Supply, Required for one or more Scaler/Curing Light Options			59578							N/C	
<input type="checkbox"/>	Deluxe Single HP Light Source System w/Transformer			8404E							\$170.00	
<input type="checkbox"/>	Deluxe Dual HP Light Source System, w/Transformer			9378E							\$190.00	
<input type="checkbox"/>	Deluxe Three HP Light Source System w/Transformer			8353E							\$560.00	
S	Stainless Steel Tray and Non-Skid Pad										Included	
S	Wet/Dry Foot Control										Included	
S	Hand-Piece Flush										Included	
<input type="checkbox"/>	Add scaler/chip air button to foot control			4346E							\$90.00	

Step 3 Configure Your Post Mounted Utility Center

		Part Number	Retail Price	TOTAL
Step 3A Assistant's Package				
<input type="checkbox"/>	Series 4 Telescoping Arm w/4 Position Holder, 1 Syringe, 1 SE & 1 HVE (White)	52906W	\$640.00	
<input type="checkbox"/>	Series 4 Telescoping Arm w/4 Position Holder, 1 Syringe, 1 SE & 1 HVE (Gray)	52906G	\$640.00	
<input type="checkbox"/>	Series 4 Extra HVE and Tubing	52892G	\$110.00	
<input type="checkbox"/>	Cuspidor Mounted Assistant's Package, 1 Syringe, 1 HVE & 1 SE (Available on DO4100/DO4150 & DO4102/DO4152 only)	52893G	\$510.00	
<input type="checkbox"/>	Autoclavable Dry Oral Cup	5840E	\$40.00	
Step 3B Water System				
S	Self Contained Water System with Quick Switch 2 Liter Bottle		Included	
S	Air QD and Water QD with flow control (Not available on DO4001 & DO4051)		Included	
Step 3C Junction Box and Utilities				
S	6' Umbilical Tubing (no umbilical tubing sheath included on DO4001 & DO4051)		Included	
<input type="checkbox"/>	Series 4 Additional Umbilical Length Per Foot, includes sheath tubing - Qty____	24875A	\$60.00	
S	Asepsis Utility Center and Valves		Included	
<input type="checkbox"/>	Delete Asepsis Utility Center and Valves	4347E	-\$190.00	

Step 4 Configure Your Light

S	No Light On Unit		N/C	
<input type="checkbox"/>	Post Mount Series 4 LED Light (White) (Requires DCI Edge Light Post 53900W)	LP4000	\$3,040.00	
<input type="checkbox"/>	Post Mount Series 5 LED Light (White) (Requires DCI Edge Light Post 53900W)	LP5000	\$3,620.00	
<input type="checkbox"/>	Light Post w/Pelton & Crane Bushing, 30" (White)	53900W	\$290.00	
<input type="checkbox"/>	Post Mount Series 4 LED Light (Gray) (Requires DCI Edge Light Post 53900G)	LP4050	\$3,040.00	
<input type="checkbox"/>	Post Mount Series 5 LED Light (Gray) (Requires DCI Edge Light Post 53900G)	LP5050	\$3,620.00	
<input type="checkbox"/>	Light Post w/Pelton & Crane Bushing, 30" (Gray)	53900G	\$290.00	

Step 5 Configure Your Chair Mount Adapter

S	No Chair Mount		N/C	
<input type="checkbox"/>	To Fit A-dec® Cascade® 1040	8522E	\$450.00	
<input type="checkbox"/>	To Fit A-dec® Priority 1005 & 1010	8515E	\$450.00	
<input type="checkbox"/>	To Fit A-dec® Decade® 1020, 1021, 1221 & 1015	8500E	\$410.00	
<input type="checkbox"/>	To Fit A-dec® 500®	8538E	\$410.00	
<input type="checkbox"/>	To Fit Belmont Bel 20,50/Celebrity/Westar 2001 & 5000/LSM DC-1000 & COHO	8493E	\$450.00	
<input type="checkbox"/>	To Fit Belmont AcuTrac, B99 & Celesta	8917E	\$450.00	
<input type="checkbox"/>	To Fit DentalEZ E3000	8552E	\$450.00	
<input type="checkbox"/>	To Fit DentalEZ Advantage E2000	8919E	\$450.00	
<input type="checkbox"/>	To Fit Marus Pro/DCI Equipment, Pelton & Crane 1700	8561E	\$450.00	
<input type="checkbox"/>	To Fit Pelton Spirit, 1500, 1800, 2000, 3000/Schein Empire	8918E	\$410.00	
<input type="checkbox"/>	To Fit Royal	8497E	\$410.00	
			Sub-total	
			QTY	
			TOTAL	

Contact Customer Service for Adapters Not Listed

A-dec®, Cascade®, Decade® and A-dec 500® are registered trademarks of A-dec, Inc. DCI has no affiliation with A-dec and A-dec has not authorized DCI replacement parts to be used on or in connection with A-dec® products.

SERIES 4 Swing Mount Hygiene Delivery System on Non DCI Chairs

- Upgrade your delivery system without the expense of a new chair.
- Designed to mount to most dental chairs.

S - Standard Features ☐ - Select Your Option

Part Number	Retail Price	TOTAL
-------------	--------------	-------

Step 1 Select Your Delivery System & Color

Swing Mount Auto Dental Unit and Light Pole Complete Steps 1 thru 3	<input type="checkbox"/>	DS4003	White	\$5,610.00	
	<input type="checkbox"/>	DS4053	Gray	\$5,610.00	
Swing Mount Auto Dental Unit Complete Steps 1, 2 & 3B	<input type="checkbox"/>	DS4004	White	\$4,900.00	
	<input type="checkbox"/>	DS4054	Gray	\$4,900.00	



Step 2 Configure Your Control Head

S = Standard Configuration 1 Precision Comfort air/water syringe 3 4-hole handpiece tubings		Syringe and air driven handpiece tubings are sterling color	<input type="checkbox"/> Default Instrument Position <input type="checkbox"/> Optional Instrument Position	Part Number	Holder Positions						Retail Price	TOTAL
					0	1	2	3	4	5		
S	DCI Precision Comfort A/W Syringe and Tubing										N/C	
S	HP Tubing 4 Hole Asepsis										N/C	
S	SE and Tubing										N/C	
S	HVE and Tubing										N/C	
<input type="checkbox"/>	HP Tubing ISO 5 Hole Power Optic & Bulb (Requires Light Source System)			9446E							\$320.00	
<input type="checkbox"/>	HP Tubing ISO-C 6 Pin Power Optic (Requires Light Source System)			8904E							\$230.00	
<input type="checkbox"/>	Extra HVE, Tubing, and Holder			42919G/42919W							\$170.00	
<input type="checkbox"/>	Add HP Position Includes Water Valve, Holder & HP Tubing (Not applicable if a scaler option is ordered)			42774G/42774W							\$200.00	
<input type="checkbox"/>	One Button Syringe w/ Holder (for Air)			42845G/42845W							\$130.00	
<input type="checkbox"/>	NSK NLZE Electric Micromotor and Integrated Touchpad (Replaces 1 HP Position)			42833							\$3,450.00	
<input type="checkbox"/>	Dentsply Sirona Cavitron® Steri-Mate 360 Scaler (Adds 1 HP Position)			42837G/42837W							\$3,890.00	
<input type="checkbox"/>	Acteon® Newtron LED Piezoelectric Scaler (Adds 1 HP Position)			42840G/42840W							\$3,890.00	
<input type="checkbox"/>	DTE Woodpecker Piezoelectric Scaler (Adds 1 HP Position)			42844G/42844W							\$1,850.00	
<input type="checkbox"/>	Acteon® Mini LED Curing Light			42813G/42813W							\$2,390.00	
<input type="checkbox"/>	DTE Woodpecker Curing Light			42808G/42808W							\$1,170.00	
<input type="checkbox"/>	Acteon® Sopro Camera Dock (Camera wand not included)			42838G/42838W							\$3,210.00	
<input type="checkbox"/>	Power Supply, Required for one or more Scaler/Curing Light Options			59578							N/C	
<input type="checkbox"/>	Deluxe Single HP Light Source System w/Transformer			8404E							\$170.00	
<input type="checkbox"/>	Deluxe Dual HP Light Source System w/Transformer			9378E							\$190.00	
S	Stainless Steel Tray and Non-Skid Pad										Included	
S	Wet/Dry Foot Control										Included	
S	Handpiece Flush										Included	
<input type="checkbox"/>	Remote Cuspidor Controls (DO4103 & DO4153 only)			52911							\$390.00	
<input type="checkbox"/>	Add scaler/chip air button to foot control			4346E							\$90.00	
S	6' Umbilical Tubing										Included	
<input type="checkbox"/>	Additional Umbilical Length Per Foot, includes sheath tubing - Qty_____			42918A							\$60.00	
S	Asepsis Utility Center and Valves										Included	
<input type="checkbox"/>	Delete Asepsis Utility Center and Valves			4347E							-\$190.00	

Step 3A Configure Your Light

S	No Light On Unit		N/C	
<input type="checkbox"/>	Flat Panel Monitor Top Mount (White) (In place of light)	4924E	\$500.00	
<input type="checkbox"/>	Flat Panel Monitor Top Mount (Gray) (In place of light)	4824E	\$500.00	
<input type="checkbox"/>	Post Mount Series 4 LED Light (White) (Requires Light Post 4768E)	LP4000	\$3,040.00	
<input type="checkbox"/>	Post Mount Series 5 LED Light (White) (Requires Light Post 4768E)	LP5000	\$3,620.00	
<input type="checkbox"/>	Light Post With P&C Bushing , 24" (White)	4768E	\$260.00	
<input type="checkbox"/>	Post Mount Series 4 LED Light (Gray) (Requires Light Post 4766E)	LP4050	\$3,040.00	
<input type="checkbox"/>	Post Mount Series 5 LED Light (Gray) (Requires Light Post 4766E)	LP5050	\$3,620.00	
<input type="checkbox"/>	Light Post With P&C Bushing , 24" (Gray)	4766E	\$260.00	

Step 3B Configure Your Swing Mount (Required)

<input type="checkbox"/>	To Fit A-dec® Cascade® 1040	4489	\$450.00	
<input type="checkbox"/>	To Fit A-dec® Priority 1005 & 1010	4498	\$450.00	
<input type="checkbox"/>	To Fit A-dec® Decade® 1020, 1021 & 1015	9246	\$450.00	
<input type="checkbox"/>	To Fit Belmont Bel 20/50/Celebrity	4492	\$450.00	
<input type="checkbox"/>	To Fit Belmont AcuTrac	4501	\$450.00	
<input type="checkbox"/>	To Fit Marus DC1490, DC1690, DC1700, DC1702	4491	\$450.00	
<input type="checkbox"/>	To Fit Pelton 1500, 1800, 2000, 3000	4489	\$450.00	
<input type="checkbox"/>	To Fit DCI Equipment 1235 , Pelton 1700	4491	\$450.00	
			Sub-total	
			QTY	
			TOTAL	

Contact Customer Service for Adapters Not Listed

A-dec®, Cascade®, Decade® and A-dec 500® are registered trademarks of A-dec, Inc. DCI has no affiliation with A-dec and A-dec has not authorized DCI replacement parts to be used on or in connection with A-dec® products.

SERIES 4 Post Mount Hygiene Delivery System on Non DCI Chairs

- Upgrade your delivery system without the expense of a new chair.
- Designed to mount to most dental chairs.

S - Standard Features ☐ - Select Your Option

Part Number	Retail Price	TOTAL
-------------	--------------	-------

Step 1 Select Your Delivery System & Color

Over the Patient Dental Unit with Cuspidor & PMU Complete steps 1 thru 4	<input type="checkbox"/>	DO4103	White	\$5,610.00	
	<input type="checkbox"/>	DO4153	Gray	\$5,610.00	
Over the Patient Dental Unit with PMU Complete steps 1 thru 4	<input type="checkbox"/>	DO4003	White	\$5,030.00	
	<input type="checkbox"/>	DO4053	Gray	\$5,030.00	



Step 2 Configure Your Control Head

S = Standard Configuration 1 Precision Comfort air/water syringe 3 4-hole handpiece tubings		Syringe and air driven handpiece tubings are sterling color	<input type="checkbox"/> Default Instrument Position <input type="checkbox"/> Optional Instrument Position	Part Number	Holder Positions						Retail Price	TOTAL
					0	1	2	3	4	5		
S	DCI Precision Comfort A/W Syringe and Tubing										N/C	
S	HP Tubing 4 Hole Asepsis										N/C	
S	SE and Tubing										N/C	
S	HVE and Tubing										N/C	
<input type="checkbox"/>	HP Tubing ISO 5 Hole Power Optic & Bulb (Requires Light Source System)			9446E							\$320.00	
<input type="checkbox"/>	HP Tubing ISO-C 6 Pin Power Optic (Requires Light Source System)			8904E							\$230.00	
<input type="checkbox"/>	Extra HVE, Tubing, and Holder			42919G/42919W							\$170.00	
<input type="checkbox"/>	Add HP Position Includes Water Valve, Holder & HP Tubing (Not applicable if a scaler option is ordered)			42774G/42774W							\$200.00	
<input type="checkbox"/>	One Button Syringe w/ Holder (for Air)			42845G/42845W							\$130.00	
<input type="checkbox"/>	NSK NLZE Electric Micromotor and Integrated Touchpad (Replaces 1 HP Position)			42833							\$3,450.00	
<input type="checkbox"/>	Dentsply Sirona Cavitron® Steri-Mate 360 Scaler (Adds 1 HP Position)			42837G/42837W							\$3,890.00	
<input type="checkbox"/>	Acteon® Newtron LED Piezoelectric Scaler (Adds 1 HP Position)			42840G/42840W							\$3,890.00	
<input type="checkbox"/>	DTE Woodpecker Piezoelectric Scaler (Adds 1 HP Position)			42844G/42844W							\$1,850.00	
<input type="checkbox"/>	Acteon® Mini LED Curing Light			42813G/42813W							\$2,390.00	
<input type="checkbox"/>	DTE Woodpecker Curing Light			42808G/42808W							\$1,170.00	
<input type="checkbox"/>	Acteon® Sopro Camera Dock (Camera wand not included)			42838G/42838W							\$3,210.00	
<input type="checkbox"/>	Power Supply, Required for one or more Scaler/Curing Light Options			59578							N/C	
<input type="checkbox"/>	Deluxe Single HP Light Source System w/Transformer			8404E							\$170.00	
<input type="checkbox"/>	Deluxe Dual HP Light Source System w/Transformer			9378E							\$190.00	
S	Stainless Steel Tray and Non-Skid Pad										Included	
S	Wet/Dry Foot Control										Included	
S	Handpiece Flush										Included	
<input type="checkbox"/>	Remote Cuspidor Controls (DO4103 & DO4153 only)			52911							\$390.00	
<input type="checkbox"/>	Add scaler/chip air button to foot control			4346E							\$90.00	
S	6' Umbilical Tubing										Included	
<input type="checkbox"/>	Additional Umbilical Length Per Foot, includes sheath tubing - Qty____			42918A							\$60.00	
S	Asepsis Utility Center and Valves										Included	
<input type="checkbox"/>	Delete Asepsis Utility Center and Valves			4347E							-\$190.00	

Step 3 Configure Your Light

S	No Light On Unit		N/C	
<input type="checkbox"/>	Post Mount Series 4 LED Light (White) (Requires DCI Edge Light Post 53900W)	LP4000	\$3,040.00	
<input type="checkbox"/>	Post Mount Series 5 LED Light (White) (Requires DCI Edge Light Post 53900W)	LP5000	\$3,620.00	
<input type="checkbox"/>	Light Post w/Pelton & Crane Bushing, 30" (White)	53900W	\$290.00	
<input type="checkbox"/>	Post Mount Series 4 LED Light (Gray) (Requires DCI Edge Light Post 53900G)	LP4050	\$3,040.00	
<input type="checkbox"/>	Post Mount Series 5 LED Light (Gray) (Requires DCI Edge Light Post 53900G)	LP5050	\$3,620.00	
<input type="checkbox"/>	Light Post w/Pelton & Crane Bushing, 30" (Gray)	53900G	\$290.00	

Step 4 Configure Your Over the Patient Chair Mount

S	No Chair Mount		N/C	
<input type="checkbox"/>	To Fit A-dec® Cascade® 1040	8522E	\$450.00	
<input type="checkbox"/>	To Fit A-dec® Priority 1005 & 1010	8515E	\$450.00	
<input type="checkbox"/>	To Fit A-dec® Decade® 1020, 1021, 1221 & 1015	8500E	\$410.00	
<input type="checkbox"/>	To Fit A-dec® 500®	8538E	\$410.00	
<input type="checkbox"/>	To Fit Belmont Bel 20,50/Celebrity/Westar 2001 & 5000/LSM DC-1000 & C0H0	8493E	\$450.00	
<input type="checkbox"/>	To Fit Belmont AcuTrac, B99 & Celesta	8917E	\$450.00	
<input type="checkbox"/>	To Fit DentalEZ E3000	8552E	\$450.00	
<input type="checkbox"/>	To Fit DentalEZ Advantage E2000	8919E	\$450.00	
<input type="checkbox"/>	To Fit Marus Pro/DCI Equipment, Pelton & Crane 1700	8561E	\$450.00	
<input type="checkbox"/>	To Fit Pelton Spirit, 1500, 1800, 2000, 3000/Schein Empire	8918E	\$410.00	
<input type="checkbox"/>	To Fit Royal	8497E	\$410.00	
			Sub-total	
			QTY	
			TOTAL	

Contact Customer Service for Adapters Not Listed

A-dec®, Cascade®, Decade® and A-dec 500® are registered trademarks of A-dec, Inc. DCI has no affiliation with A-dec and A-dec has not authorized DCI replacement parts to be used on or in connection with A-dec® products.

Cart Systems



4511



4540



4221

Shown w/Optional
Storage Organizer

*Includes 2 HVE's

		Part Number	Retail Price	TOTAL
Step 1 Select Your Cart System				
Cart System with 3 Automatic HP Complete Steps 1 thru 3	<input type="checkbox"/>	4511	White	\$3,980.00
Cart System with 3 Automatic HP w/Assistant's Pkg (2 HVE's & SE) Complete Steps 1 thru 3	<input type="checkbox"/>	4540	White	\$4,380.00
Self Contained Cart System with 3 Automatic HP Complete Steps 1 & 2	<input type="checkbox"/>	4523	White	\$2,550.00
Operator Support Cart w/Assistant's Pkg, H-Frame Complete Steps 1, 3 & 4 IMPROVED! Now includes Water System, J-Box w/Valves and 7' Umbilical	<input type="checkbox"/>	4221	White	\$3,010.00
Operator Support Cart w/U-Frame Complete Step 1	<input type="checkbox"/>	4227	White	\$1,560.00
Operator Support Cart w/H-Frame Complete Step 1	<input type="checkbox"/>	4228	White	\$1,560.00

Carts with U-Frame are 18 ¼" deep, 20" wide, extends 26" to 39" high.

For Additional Cart Configurations please contact Customer Service for model numbers and pricing

STANDARD
CONFIGURATION

POSITION:

0 1 2 3

NSK NLZE
INTEGRATION
CONFIGURATION

0 1 2 3

NSK NLZE + OPTIONAL
DEVICE INTEGRATION
CONFIGURATION

0 1 2 3 4 5

Step 2 Configure Your Automatic Cart

S= Standard Configuration 1 Precision Comfort air/water syringe 3 4-hole handpiece tubings		Syringe and air driven handpiece tubings are sterling color	<input type="checkbox"/> Default Instrument Position <input type="checkbox"/> Optional Instrument Position	Part Number	Holder Positions						Retail Price	TOTAL
					0	1	2	3	4	5		
S	DCI Precision Comfort A/W Syringe and Tubing										N/C	
S	HP Tubing 4 Hole Asepsis										N/C	
<input type="checkbox"/>	HP Tubing ISO 5 Hole Power Optic & Bulb (Requires Light Source System)			9446E							\$320.00	
<input type="checkbox"/>	HP Tubing ISO-C 6 Pin Power Optic (Requires Light Source System)			8904E							\$230.00	
<input type="checkbox"/>	Delete HP Position 3			4344E							-\$40.00	
<input type="checkbox"/>	Add HP Position Includes Water Valve, Holder & HP Tubing (Not applicable if a scaler option is ordered)			4229							\$220.00	
<input type="checkbox"/>	Air only Syringe w/Holder (for Air)			42845W							\$130.00	
<input type="checkbox"/>	NSK NLZE Electric Micromotor and Integrated Touchpad (Replaces 1 HP Position)			42833							\$3,450.00	
<input type="checkbox"/>	Dentsply Sirona Cavitron® Steri-Mate 360 Scaler (Adds 1 HP Position)			42828							\$3,890.00	
<input type="checkbox"/>	Acteon® Newtron LED Piezoelectric Scaler (Adds 1 HP Position)			42823							\$3,890.00	
<input type="checkbox"/>	DTE Woodpecker Piezoelectric Scaler (Adds 1 HP Position)			42817							\$1,850.00	
<input type="checkbox"/>	Acteon® Mini LED Curing Light			42812							\$2,590.00	
<input type="checkbox"/>	DTE Woodpecker Curing Light			42807							\$1,170.00	
<input type="checkbox"/>	Acteon® Sopro Camera Dock (Camera wand not included)			42838W							\$3,210.00	
<input type="checkbox"/>	Power Supply, Required for one or more Scaler/Curing Light Options			59578							N/C	
<input type="checkbox"/>	Deluxe Single HP Light Source System w/Transformer			8404E							\$170.00	
<input type="checkbox"/>	Deluxe Dual HP Light Source System w/Transformer			9378E							\$190.00	
<input type="checkbox"/>	Deluxe Three HP Light Source System w/Transformer			8353E							\$560.00	
S	Stainless Steel Tray and Non-Skid Pad										Included	
S	Wet/Dry Foot Control										Included	
S	Handpiece Flush										Included	
<input type="checkbox"/>	Add scaler/chip air button to foot control			4346E							\$90.00	

Step 3 Configure Water System & Utilities

		Part Number	Retail Price	TOTAL
Step 3A Configure Your Water System				
S	Self Contained Water System with 1L Bottle		Included	
Step 3B Configure your Junction Box and Utilities				
S	7' Umbilical Tubing		Included	
<input type="checkbox"/>	Additional Umbilical Length Per Foot, includes sheath tubing - Qty____	24962A	\$60.00	
S	Asepsis Utility Center and Valves		Included	
<input type="checkbox"/>	Delete Asepsis Utility Center and Valves	4347E	-\$190.00	

Step 4 Configure Your Support Cart

S	19" x 22" Solid White Laminate Top w/Gray Edge Banding		Included	
<input type="checkbox"/>	Storage Well w/Organizer	8400E	\$300.00	
			Sub-total	
			QTY	
			TOTAL	

Series 5 Cabinetry



OPTION

NSK NLZE Electric Motor Integration

Features

Powder coated structural steel subbase won't warp or delaminate over time

Exclusive Infinity Edge countertops

Brushed stainless steel valance with clock timer and LED task lighting

4 electrical outlets on 12 o'clock cabinets

USB hub with 2 ports for computer connectivity

CPU storage in Upper Section allows for multiple monitor mount options

Center chase accommodates computer cables and analgesia controls

Accepts multiple DCI Edge 12 o'clock delivery systems

12 o'clock cabinet available in wall mounted, free standing or with pass through option

Offered with both front and side access storage

Side cabinets are offered in multiple lengths & styles

Side cabinets feature stainless steel under mounted sink with faucet and soap dispenser

Soft close feature included on all drawers and doors

SAVINGS BY DESIGN

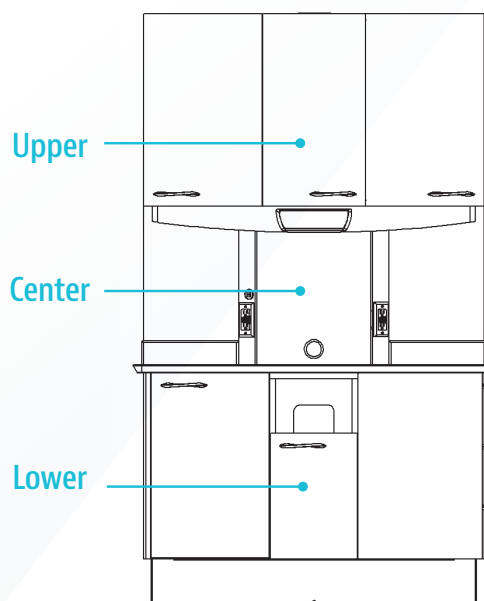
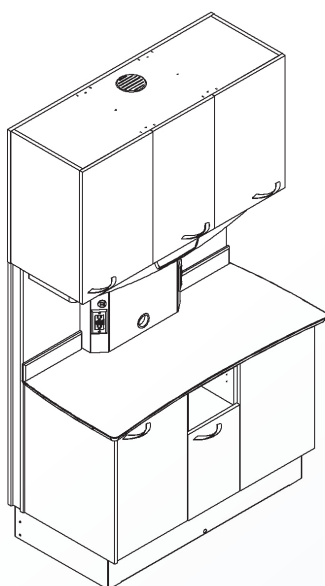
The Series 5 cabinet line features a variety of options so you can configure them to meet the needs of your practice. Our goal is to offer you the freedom to customize your dental cabinets with no hidden costs.



Series 5

42" Free Standing 12 o'clock Cabinet

All Models include
Soft Close Doors
& Drawers and
Center Upper
CPU Vents



S- Standard Features ☐ - Select Your Option

Part Number	Retail Price	TOTAL
-------------	--------------	-------

Step 1 Select Your Cabinet

42" Series 5 12 o'clock Cabinet, Free Standing	<input type="checkbox"/>	CR5100	\$9,250.00	
--	--------------------------	--------	------------	--

Step 2 Select Your Upper Section

24" Pass Through Upper (includes CPU vent) for 74" tall cabinet	<input type="checkbox"/>	68837	Included	
24" Non-Pass Through Upper (includes CPU vent) for 74" tall cabinet	<input type="checkbox"/>	68868	Included	
30" Pass Through Extended Upper (includes CPU vent) for 80" tall cabinet	<input type="checkbox"/>	68975	\$400.00	
30" Non-Pass Extended Through Upper (includes CPU vent) for 80" tall cabinet	<input type="checkbox"/>	68976	\$400.00	

Step 3 Select Your Cabinet Colors (See colors dciedge.com/request-samples)

Wilsonart Laminate for Vertical Surfaces	<input type="checkbox"/>		Included	
Wilsonart Solid Surface Countertop	<input type="checkbox"/>		Included	

Step 4 Configure Your Upper

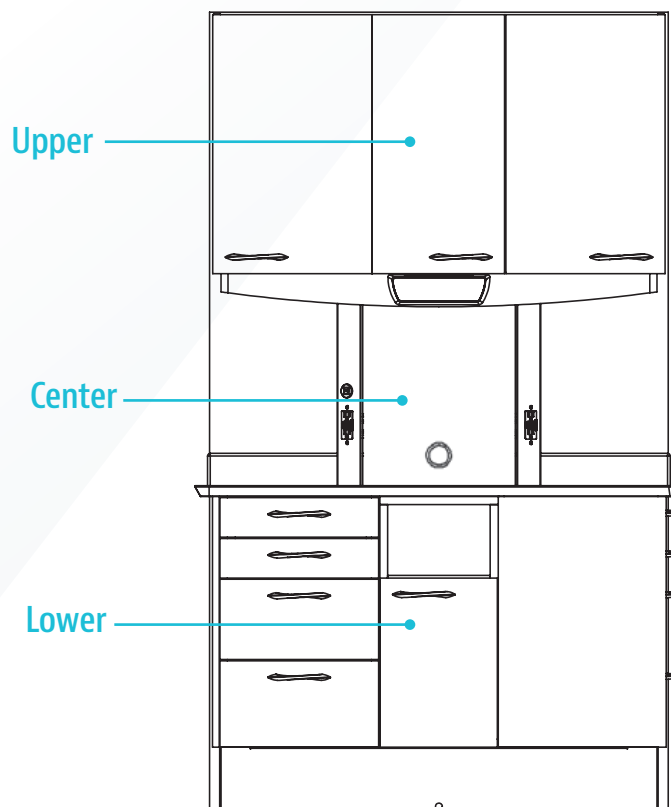
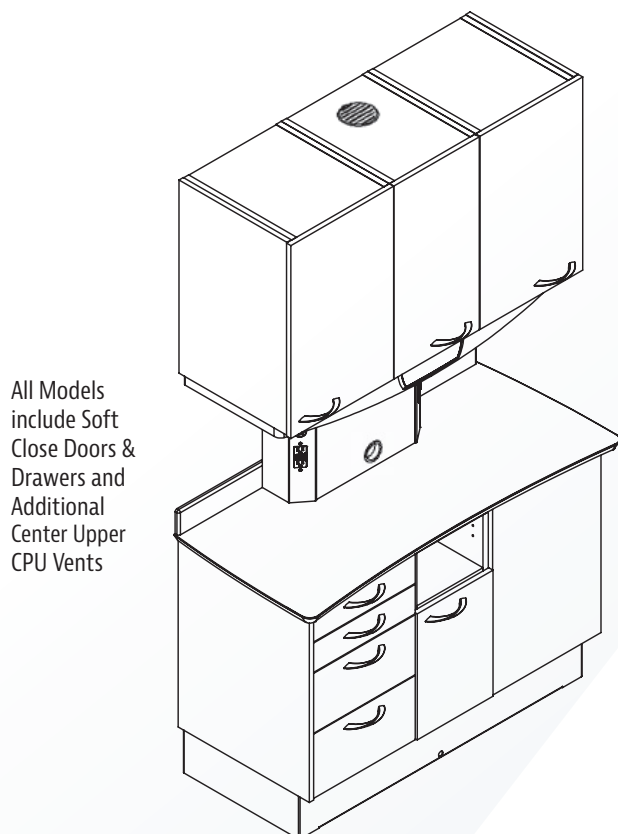
		Height	Part Number	Retail Price	TOTAL
Step 4A Configure Left Upper					
3 Glass Shelves (no Glove Dispenser)	S	24" Upper	68839L	N/C	
	S	30" Upper	68983L	N/C	
Front Door Glove Dispenser (w/2 glass shelves)	<input type="checkbox"/>	24" Upper	68949	N/C	
	<input type="checkbox"/>	30" Upper	68986	N/C	
Side Panel Glove Dispenser (w/2 glass shelves)	<input type="checkbox"/>	24" Upper	68840	N/C	
	<input type="checkbox"/>	30" Upper	68984	N/C	
Additional set of 3 Glass Shelves	<input type="checkbox"/>		68844L	\$130.00	
Step 4B Configure Center Upper- CPU ready					
Add set of 3 Glass Shelves	<input type="checkbox"/>		68845	\$130.00	

		Height	Part Number	Retail Price	TOTAL
Step 4C Configure Right Upper					
3 Glass Shelves (no Glove Dispenser)	S	24" Upper	68839R	N/C	
	S	30" Upper	68983R	N/C	
Front Door Glove Dispenser (w/2 glass shelves)	<input type="checkbox"/>	24" Upper	68950	N/C	
	<input type="checkbox"/>	30" Upper	68987	N/C	
Side Panel Glove Dispenser (w/2 glass shelves)	<input type="checkbox"/>	24" Upper	68841	N/C	
	<input type="checkbox"/>	30" Upper	68985	N/C	
Additional set of 3 Glass Shelves	<input type="checkbox"/>		68844R	\$130.00	
Lead Lining					
Add Lead Lining, 12 o'clock	<input type="checkbox"/>		68551-CR	\$2,050.00	
Step 5 Configure Your Center					
Dual 120V GFI Outlets with 2 USB Connections	S		Included	N/C	
Series 5 Stainless Steel Center Chase	S		68846	N/C	
Series 5 Center Chase for Porter MXR	<input type="checkbox"/>		68847	N/C	
Series 5 Center Chase for Accutron Digital Ultra PC 56800	<input type="checkbox"/>		68849	N/C	
Series 5 Center Chase for Accutron Ultra PC 36800	<input type="checkbox"/>		68848	N/C	
Series 5 Center Chase for Porter MDM	<input type="checkbox"/>		69990	N/C	
Step 6 Configure Your Lower					
			Part Number	Retail Price	TOTAL
Step 6A Configure Left Base					
Front Access Door Module	<input type="checkbox"/>		68413L	N/C	
Front Access 3 Drawer Module	<input type="checkbox"/>		68414L	N/C	
Front Access 4 Drawer Module	<input type="checkbox"/>		68703L	N/C	
Front Access Flip Down Module	<input type="checkbox"/>		68415L	N/C	
Side Access Door Module	<input type="checkbox"/>		68416L	N/C	
Side Access 3 Drawer Module	<input type="checkbox"/>		68417L	N/C	
Side Access 4 Drawer Module	<input type="checkbox"/>		68708L	N/C	
Step 6B Configure Middle Base					
Center Module for Mobile Delivery	<input type="checkbox"/>		68418	N/C	
Center Module for Slide Out /Fixed Delivery	<input type="checkbox"/>		68489	N/C	
Center Module for Door Only	<input type="checkbox"/>		68419	N/C	
Center Module for CPU	<input type="checkbox"/>		68420	N/C	
Step 6C Configure Right Base					
Front Access Door Module	<input type="checkbox"/>		68413R	N/C	
Front Access 3 Drawer Module	<input type="checkbox"/>		68414R	N/C	
Front Access 4 Drawer Module	<input type="checkbox"/>		68703R	N/C	
Front Access Flip Down Module	<input type="checkbox"/>		68415R	N/C	
Side Access Door Module	<input type="checkbox"/>		68416R	N/C	
Side Access 3 Drawer Module	<input type="checkbox"/>		68417R	N/C	
Side Access 4 Drawer Module	<input type="checkbox"/>		68708R	N/C	

Cabinets will be manufactured with Standard Features if no options are indicated when order is placed. For custom laminate or solid surface colors please contact Customer Service for availability, pricing and lead time. For 12 o'clock Cabinet Sliding Monitor Mounts, we suggest ICW Ultra 500i. Order at www.icwusa.com

Series 5

42" Wall Mounted 12 o'clock Cabinet



S- Standard Features ☐ - Select Your Option

Part Number	Retail Price	TOTAL
-------------	--------------	-------

Step 1 Select Your Cabinet

42" Series 5 12 o'clock Cabinet, Wall Mounted	<input type="checkbox"/>	CR5000	\$8,160.00	
42" Series 5 12 o'clock Cabinet, Wall Mounted with Decorative Back Panel	<input type="checkbox"/>	CR5002	\$8,480.00	
42" Series 5 12 o'clock Cabinet, Lower Only	<input type="checkbox"/>	CR5001	\$4,570.00	
42" Series 5 12 o'clock Cabinet, Upper Only	<input type="checkbox"/>	CR5020	\$3,600.00	
Add Decorative Back Panel for 42" Wall Mounted Cabinet, Lower Only	<input type="checkbox"/>	68960	\$370.00	

Step 2 Select Your Upper Section

24" Upper for 74" Tall Cabinet	<input type="checkbox"/>	69751	Included	
30" Upper for 80" Tall Cabinet	<input type="checkbox"/>	69752	\$390.00	

Step 3 Select Your Cabinet Colors (See colors [dciedge.com/request-samples](https://www.dciedge.com/request-samples))

Wilsonart Laminate for Vertical Surfaces	<input type="checkbox"/>		Included	
Wilsonart Solid Surface Countertop	<input type="checkbox"/>		Included	

For custom laminate or solid surface colors please contact Customer Service for pricing and lead time.
For 12 o'clock Cabinet Sliding Monitor Mounts, we suggest ICW Ultra 500i. Order at www.icwusa.com

Step 3 Configure Your Upper

		Height	Part Number	Retail Price	TOTAL
Step 3A Configure Left Upper					
3 Glass Shelves (no Glove Dispenser)	S	24" Upper	68264L	N/C	
	S	30" Upper	69735L	N/C	
Front Door Glove Dispenser (w/2 glass shelves)	<input type="checkbox"/>	24" Upper	68951	N/C	
	<input type="checkbox"/>	30" Upper	69736	N/C	
Additional set of 3 Glass Shelves	<input type="checkbox"/>		68953L	\$130.00	
Step 3B Configure Center Upper- CPU Ready					
Upper Center Module for CPU	S	24" Upper	68266	N/C	
	S	30" Upper	69737	N/C	
Additional set of 3 Glass Shelves	<input type="checkbox"/>		68265G	\$130.00	
Step 3C Configure Right Upper					
3 Glass Shelves (no Glove Dispenser)	S	24" Upper	68264R	N/C	
	S	30" Upper	69735R	N/C	
Front Door Glove Dispenser (w/2 glass shelves)	<input type="checkbox"/>	24" Upper	68952	N/C	
	<input type="checkbox"/>	30" Upper	69738	N/C	
Additional set of 3 Glass Shelves	<input type="checkbox"/>		68953R	\$130.00	
Lead Lining					
Add Lead Lining, 12 o'clock	<input type="checkbox"/>		68551-CR	\$2,050.00	

Step 4 Configure Your Center

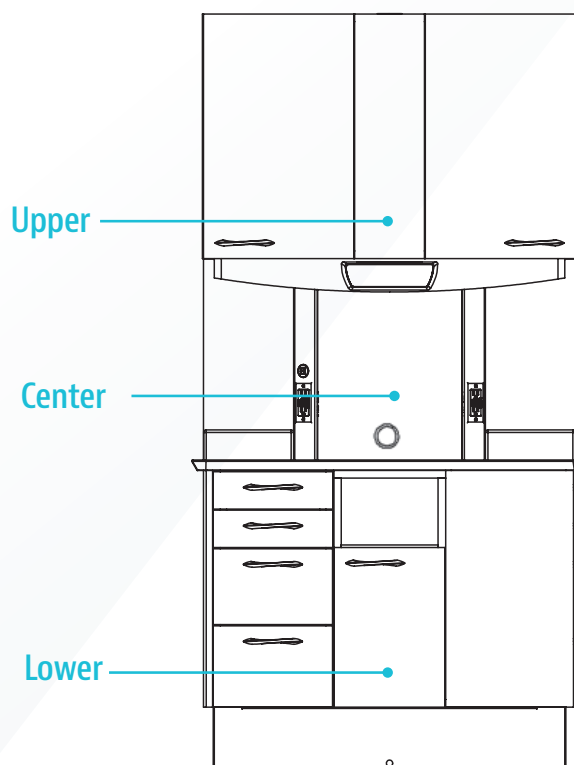
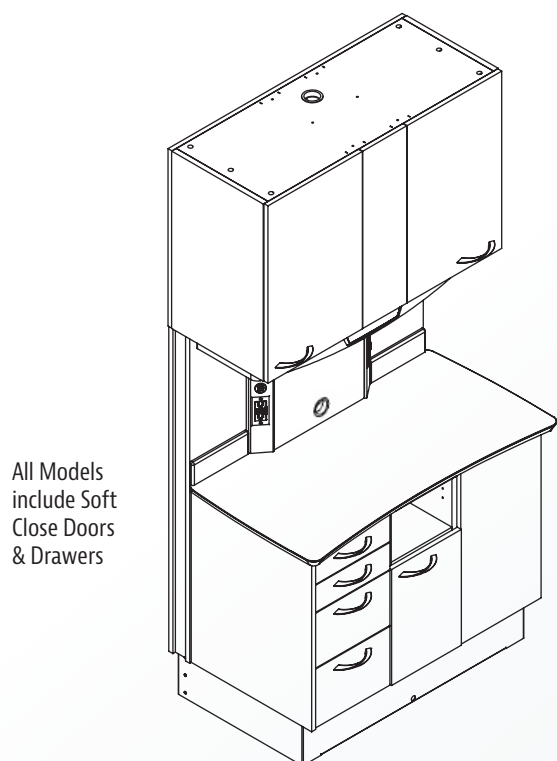
Dual 120V GFI Outlets with 2 USB Connections	S	Included	N/C	
Series 5 Center Chase	S	68260	N/C	
Delete Series 5 Center Chase	<input type="checkbox"/>	68421	N/C	
Series 5 Center Chase for Porter MXR	<input type="checkbox"/>	68261	N/C	
Series 5 Center Chase for Accutron Digital Ultra PC 56800	<input type="checkbox"/>	68262	N/C	
Series 5 Center Chase for Accutron Ultra PC 36800	<input type="checkbox"/>	68263	N/C	
Series 5 Center Chase for Porter MDM	<input type="checkbox"/>	69990	N/C	

Step 5 Configure Your Lower

Step 5A Configure Left Base				
Front Access Door Module	<input type="checkbox"/>	68413L	N/C	
Front Access 3 Drawer Module	<input type="checkbox"/>	68414L	N/C	
Front Access 4 Drawer Module	<input type="checkbox"/>	68703L	N/C	
Front Access Flip Down Module	<input type="checkbox"/>	68415L	N/C	
Side Access Door Module	<input type="checkbox"/>	68416L	N/C	
Side Access 3 Drawer Module	<input type="checkbox"/>	68417L	N/C	
Side Access 4 Drawer Module	<input type="checkbox"/>	68708L	N/C	
Step 5B Configure Middle Base				
Center Module for Mobile Delivery	<input type="checkbox"/>	68418	N/C	
Center Module for Slide Out /Fixed Delivery	<input type="checkbox"/>	68489	N/C	
Center Module for Door Only	<input type="checkbox"/>	68419	N/C	
Center Module for CPU	<input type="checkbox"/>	68420	N/C	
Step 5C Configure Right Base				
Front Access Door Module	<input type="checkbox"/>	68413R	N/C	
Front Access 3 Drawer Module	<input type="checkbox"/>	68414R	N/C	
Front Access 4 Drawer Module	<input type="checkbox"/>	68703R	N/C	
Front Access Flip Down Module	<input type="checkbox"/>	68415R	N/C	
Side Access Door Module	<input type="checkbox"/>	68416R	N/C	
Side Access 3 Drawer Module	<input type="checkbox"/>	68417R	N/C	
Side Access 4 Drawer Module	<input type="checkbox"/>	68708R	N/C	

Cabinets will be manufactured with Standard Features if no options are indicated when order is placed.

Series 5 36" Free Standing 12 o'clock Cabinet



S- Standard Features ☐ - Select Your Option

Height	Part Number	Retail Price	TOTAL
--------	-------------	--------------	-------

Step 1 Select Your Cabinet

36" Series 5 12 o'clock Cabinet, Free Standing	<input type="checkbox"/>	CR5200	\$8,700.00	
--	--------------------------	--------	------------	--

Step 2 Select Your Upper Section

24" Pass Through Upper (includes CPU vent) for 74" tall cabinet	<input type="checkbox"/>	68863	Included	
24" Non-Pass Through Upper (includes CPU vent) for 74" tall cabinet	<input type="checkbox"/>	68864	Included	
30" Pass Through Extended Upper (includes CPU vent) for 80" tall cabinet	<input type="checkbox"/>	68979	\$390.00	
30" Non-Pass Through Upper (includes CPU vent) for 80" tall cabinet	<input type="checkbox"/>	68980	\$390.00	

Step 3 Select Your Cabinet Colors (See colors dciedge.com/request-samples)

Wilsonart Laminate for Vertical Surfaces	<input type="checkbox"/>		Included	
Wilsonart Solid Surface Countertop	<input type="checkbox"/>		Included	

Step 4 Configure Your Upper

Step 4A Configure Left Upper					
3 Glass Shelves (no Glove Dispenser)	S	24" Upper	68839L	N/C	
	S	30" Upper	68983L	N/C	
Front Door Glove Dispenser (w/2 glass shelves)	<input type="checkbox"/>	24" Upper	68949	N/C	
	<input type="checkbox"/>	30" Upper	68986	N/C	
Side Panel Glove Dispenser (w/2 glass shelves)	<input type="checkbox"/>	24" Upper	68840	N/C	
	<input type="checkbox"/>	30" Upper	68984	N/C	
Additional set of 3 Glass Shelves	<input type="checkbox"/>		68844L	\$130.00	

		Height	Part Number	Retail Price	TOTAL
Step 4B Configure Right Upper					
3 Glass Shelves (no Glove Dispenser)	S	24" Upper	68839R	N/C	
	S	30" Upper	68983R	N/C	
Front Door Glove Dispenser (w/2 glass shelves)	<input type="checkbox"/>	24" Upper	68950	N/C	
	<input type="checkbox"/>	30" Upper	68987	N/C	
Side Panel Glove Dispenser (w/2 glass shelves)	<input type="checkbox"/>	24" Upper	68841	N/C	
	<input type="checkbox"/>	30" Upper	68985	N/C	
Additional set of 3 Glass Shelves	<input type="checkbox"/>		68844R	\$130.00	
Lead Lining					
Add Lead Lining, 12 o'clock	<input type="checkbox"/>		68551-CR	\$2,050.00	

Step 5 Configure Your Center

Dual 120V GFI Outlets with 2 USB Connections	S	Included	N/C	
Series 5 Stainless Steel Center Chase	S	Included	N/C	
Series 5 Center Chase for Porter MXR	<input type="checkbox"/>	68847	N/C	
Series 5 Center Chase for Accutron Digital Ultra PC 56800	<input type="checkbox"/>	68849	N/C	
Series 5 Center Chase for Accutron Ultra PC 36800	<input type="checkbox"/>	68848	N/C	
Series 5 Center Chase for Porter MDM	<input type="checkbox"/>	69990	N/C	

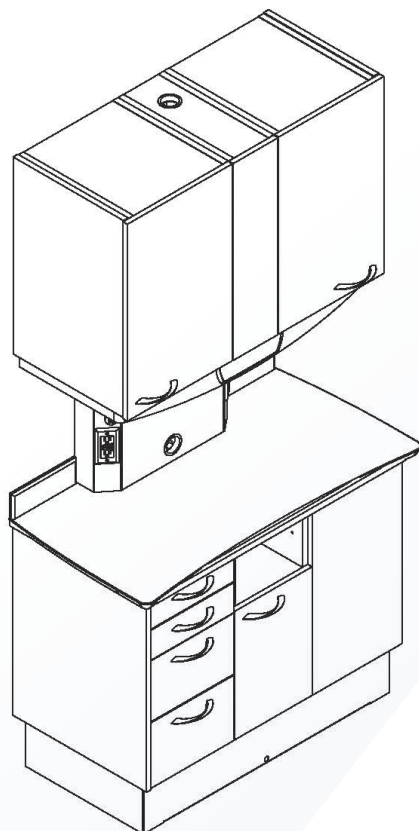
Step 6 Configure Your Lower

		Part Number	Retail Price	TOTAL
Step 6A Configure Left Base				
Front Access Door Module	<input type="checkbox"/>	68700L	N/C	
Front Access 3 Drawer Module	<input type="checkbox"/>	68701L	N/C	
Front Access 4 Drawer Module	<input type="checkbox"/>	68702L	N/C	
Front Access Flip Down Module	<input type="checkbox"/>	68704L	N/C	
Side Access Door Module	<input type="checkbox"/>	68705L	N/C	
Side Access 3 Drawer Module	<input type="checkbox"/>	68706L	N/C	
Side Access 4 Drawer Module	<input type="checkbox"/>	68707L	N/C	
Step 6B Configure Middle Base				
Center Module for Mobile Delivery	<input type="checkbox"/>	68418	N/C	
Center Module for Slide Out/Fixed Delivery	<input type="checkbox"/>	68489	N/C	
Center Module for Door Only	<input type="checkbox"/>	68419	N/C	
Center Module for CPU	<input type="checkbox"/>	68420	N/C	
Step 6C Configure Right Base				
Front Access Door Module	<input type="checkbox"/>	68700R	N/C	
Front Access 3 Drawer Module	<input type="checkbox"/>	68701R	N/C	
Front Access 4 Drawer Module	<input type="checkbox"/>	68702R	N/C	
Front Access Flip Down Module	<input type="checkbox"/>	68704R	N/C	
Side Access Door Module	<input type="checkbox"/>	68705R	N/C	
Side Access 3 Drawer Module	<input type="checkbox"/>	68706R	N/C	
Side Access 4 Drawer Module	<input type="checkbox"/>	68707R	N/C	

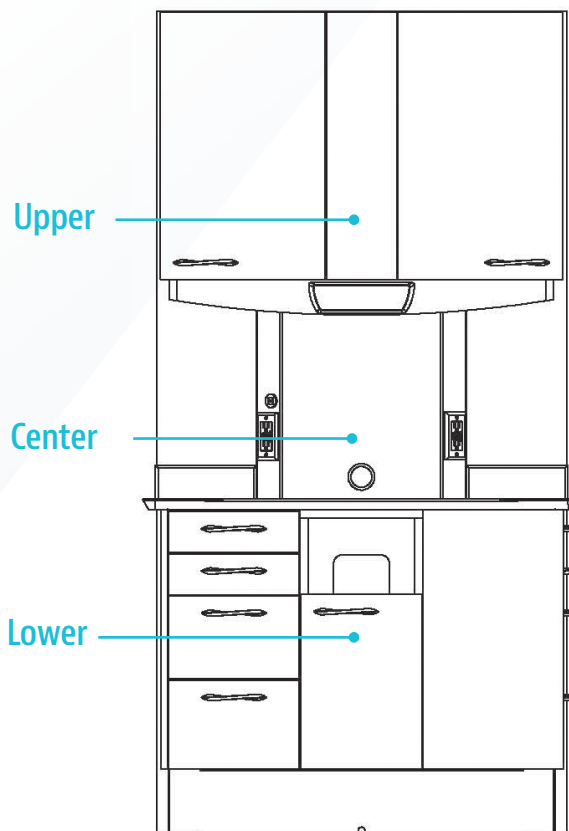
Cabinets will be manufactured with Standard Features if no options are indicated when order is placed.
 For custom laminate or solid surface colors please contact Customer Service for availability, pricing and lead time.
 For 12 o'clock Cabinet Sliding Monitor Mounts, we suggest ICW Ultra 500i. Order at www.icwusa.com

Series 5

36" Wall Mounted 12 o'clock Cabinet



All Models
include Soft
Close Doors
& Drawers



S- Standard Features ☐ - Select Your Option

		Part Number	Retail Price	TOTAL
Step 1 Select Your Cabinet				
36" Series 5 12 o'clock Cabinet, Wall Mounted	<input type="checkbox"/>	CR5300	\$7,670.00	
36" Series 5 12 o'clock Cabinet, Wall Mounted with Decorative Back Panel	<input type="checkbox"/>	CR5302	\$8,000.00	
36" Series 5 12 o'clock Cabinet, Lower Only	<input type="checkbox"/>	CR5301	\$4,300.00	
36" Series 5 12 o'clock Cabinet, Upper Only	<input type="checkbox"/>	CR5320	\$3,600.00	
Decorative Back Panel for 36" Wall Mounted Cabinet, Lower Only (Required for any side drawer lower module)	<input type="checkbox"/>	68964	\$370.00	
Step 2 Select Your Upper Section				
24" Upper for 74" Tall Cabinet	<input type="checkbox"/>	69751	Included	
30" Upper for 80" Tall Cabinet	<input type="checkbox"/>	69752	\$390.00	
Step 3 Select Your Cabinet Colors (See colors dciedge.com/request-samples)				
Wilsonart Laminate for Vertical Surfaces	<input type="checkbox"/>		Included	
Wilsonart Solid Surface Countertop	<input type="checkbox"/>		Included	

For custom laminate or solid surface colors please contact Customer Service for availability, pricing and lead time.
For 12 o'clock Cabinet Sliding Monitor Mounts, we suggest ICW Ultra 500i. Order at www.icwusa.com

Step 3 Configure Your Upper

		Height	Part Number	Retail Price	TOTAL
Step 3A Configure Left Upper					
3 Glass Shelves (no Glove Dispenser)	S	24" Upper	68264L	N/C	
	S	30" Upper	69735L	N/C	
Front Door Glove Dispenser (w/2 glass shelves)	<input type="checkbox"/>	24" Upper	68951	N/C	
	<input type="checkbox"/>	30" Upper	69736	N/C	
Additional set of 3 Glass Shelves	<input type="checkbox"/>		68953L	\$130.00	
Step 3B Configure Right Upper					
3 Glass Shelves (no Glove Dispenser)	S	24" Upper	68264R	N/C	
	S	30" Upper	69735R	N/C	
Front Door Glove Dispenser (w/2 glass shelves)	<input type="checkbox"/>	24" Upper	68952	N/C	
	<input type="checkbox"/>	30" Upper	69738	N/C	
Additional set of 3 Glass Shelves	<input type="checkbox"/>		68953R	\$130.00	
Lead Lining					
Add Lead Lining, 12 o'clock	<input type="checkbox"/>		68551-CR	\$2,050.00	

Step 4 Configure Your Center

Dual 120V GFI Outlets with 2 USB Connections	S	Included	N/C	
Series 5 Center Chase	S	68260	N/C	
Delete Series 5 Center Chase	<input type="checkbox"/>	68421	N/C	
Series 5 Center Chase for Porter MXR	<input type="checkbox"/>	68261	N/C	
Series 5 Center Chase for Accutron Digital Ultra PC 56800	<input type="checkbox"/>	68262	N/C	
Series 5 Center Chase for Accutron Ultra PC 36800	<input type="checkbox"/>	68263	N/C	
Series 5 Center Chase for Porter MDM	<input type="checkbox"/>	69990	N/C	

Step 5 Configure Your Lower

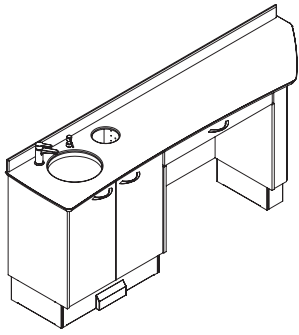
		Part Number	Retail Price	TOTAL
Step 5A Configure Left Base				
Front Access Door Module	<input type="checkbox"/>	68700L	N/C	
Front Access 3 Drawer Module	<input type="checkbox"/>	68701L	N/C	
Front Access 4 Drawer Module	<input type="checkbox"/>	68702L	N/C	
Front Access Flip Down Module	<input type="checkbox"/>	68704L	N/C	
Side Access Door Module	<input type="checkbox"/>	68705L	N/C	
Side Access 3 Drawer Module*	<input type="checkbox"/>	68706L	N/C	
Side Access 4 Drawer Module*	<input type="checkbox"/>	68707L	N/C	
Step 5B Configure Middle Base				
Center Module for Mobile Delivery	<input type="checkbox"/>	68418	N/C	
Center Module for Slide Out /Fixed Delivery	<input type="checkbox"/>	68489	N/C	
Center Module for Door Only	<input type="checkbox"/>	68419	N/C	
Center Module for CPU	<input type="checkbox"/>	68420	N/C	
Step 5C Configure Right Base				
Front Access Door Module	<input type="checkbox"/>	68700R	N/C	
Front Access 3 Drawer Module	<input type="checkbox"/>	68701R	N/C	
Front Access 4 Drawer Module	<input type="checkbox"/>	68702R	N/C	
Front Access Flip Down Module	<input type="checkbox"/>	68704R	N/C	
Side Access Door Module	<input type="checkbox"/>	68705R	N/C	
Side Access 3 Drawer Module*	<input type="checkbox"/>	68706R	N/C	
Side Access 4 Drawer Module*	<input type="checkbox"/>	68707R	N/C	

Cabinets will be manufactured with Standard Features if no options are indicated when order is placed.

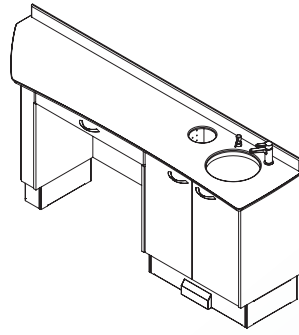
* All side access drawer lower modules require 68964 back panel

Series 5

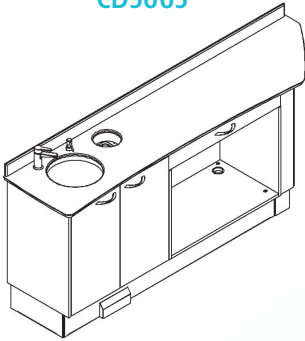
32" Tall, 17" Deep Side Cabinets



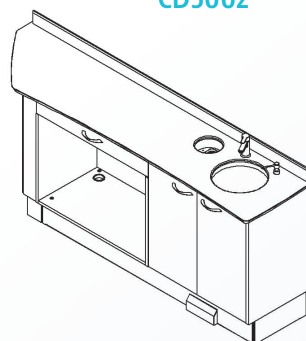
CD5003



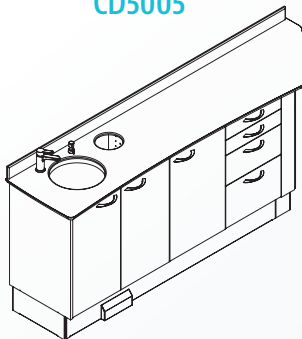
CD5002



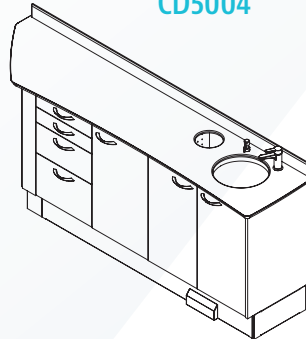
CD5005



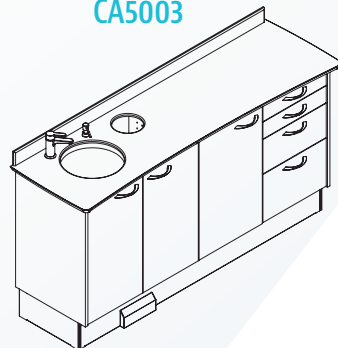
CD5004



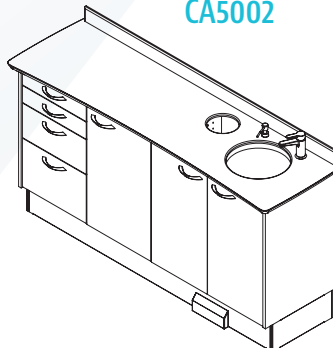
CA5003



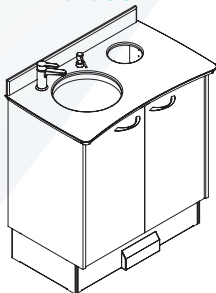
CA5002



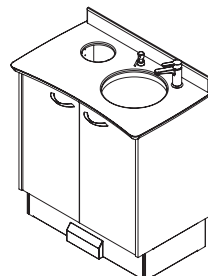
CA5001



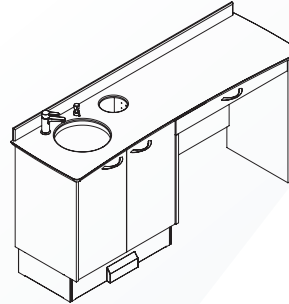
CA5000



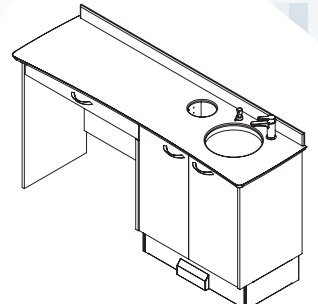
CA5011



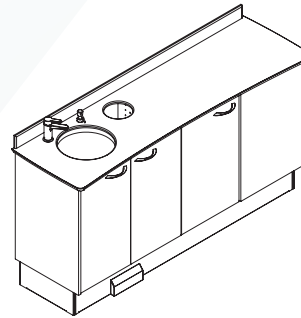
CA5010



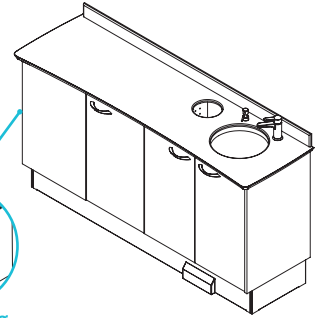
CD5001



CD5000



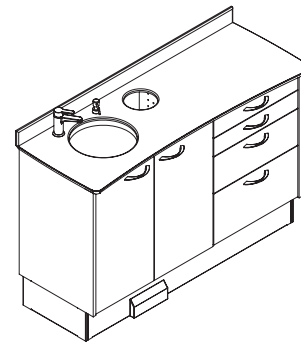
CA5005



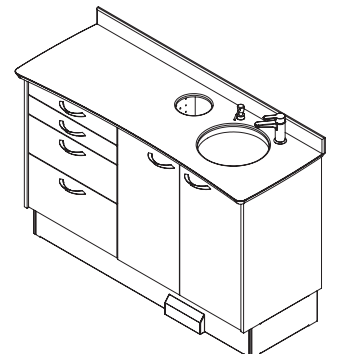
CA5004



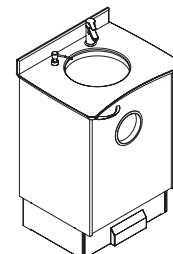
Side Facing
4 Drawer model



CA5009



CA5008



CA5012

S- Standard Features ☐ - Choose Your Option

Part Number	Retail Price	TOTAL
-------------	--------------	-------

Step 1 Select Your Side Cabinet Model

Series 5 80" Side Delivery Cabinet, 32" Tall, 32" Pencil Drawer, 28" Sink 45° Corner Storage	<input type="checkbox"/>	Sink Right	CD5002	\$5,120.00	
	<input type="checkbox"/>	Sink Left	CD5003	\$5,120.00	
Series 5 64" Side Delivery Cabinet, 32" Tall, 32" Pencil Drawer, 28" Sink	<input type="checkbox"/>	Sink Right	CD5000	\$4,030.00	
	<input type="checkbox"/>	Sink Left	CD5001	\$4,030.00	
Series 5 80" Side Delivery Cab, 32" Tall, 32" Pencil Drawer w/Bottom Panel, 28", 45 Corner	<input type="checkbox"/>	Sink Right	CD5004	\$5,320.00	
	<input type="checkbox"/>	Sink Left	CD5005	\$5,320.00	
Series 5 80" Side Storage Cabinet, 32" Tall, 16" Front Access Drawer (2.5", 2.5", 5.5", 7.5"), 16" Door, 28" Sink, 45° Corner Storage	<input type="checkbox"/>	Sink Right	CA5002	\$5,340.00	
	<input type="checkbox"/>	Sink Left	CA5003	\$5,340.00	
Series 5 64" Side Storage Cabinet, 32" Tall, 16" Side Access Drawer (2.5", 2.5", 5.5", 7.5"), 16" Door, 28" Sink	<input type="checkbox"/>	Sink Right	CA5004	\$5,120.00	
	<input type="checkbox"/>	Sink Left	CA5005	\$5,120.00	
Series 5 64" Side Storage Cabinet, 32" Tall, 16" Front Access Drawer (2.5", 2.5", 5.5", 7.5"), 16" Door, 28" Sink	<input type="checkbox"/>	Sink Right	CA5000	\$5,120.00	
		Sink Left	CA5001	\$5,120.00	
Series 5 52" Side Storage Cabinet, 32" Tall, 20" Front Access Drawer (2.5", 2.5", 5.5", 7.5"), 28" Sink	<input type="checkbox"/>	Sink Right	CA5008	\$4,570.00	
		Sink Left	CA5009	\$4,570.00	
Series 5 32" Side Storage Cabinet, 32" Tall, Sink	<input type="checkbox"/>	Sink Right	CA5010	\$3,050.00	
	<input type="checkbox"/>	Sink Left	CA5011	\$3,050.00	
Series 5 24" Side Storage Cabinet, 32" Tall, Sink	<input type="checkbox"/>	Sink Center	CA5012	\$2,730.00	

Step 2 Select Your Cabinet Colors (See colors dciedge.com/request-samples)

Wilsonart Laminate for Vertical Surfaces	<input type="checkbox"/>		N/C	
Wilsonart Solid Surface Countertop Selection	<input type="checkbox"/>		N/C	

For custom laminate or solid surface colors please contact Customer Service for availability, pricing and lead times

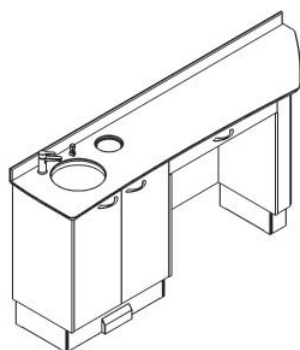
Step 3 Configure Your Side Cabinet

S	Solid Surface Counter Top		N/C	
S	Under Counter Mounted Stainless Steel Sink		N/C	
S	Chrome Faucet & Soap Dispenser		N/C	
S	Structural Powder Coated Steel Sub Base		N/C	
S	Soft Close Drawers and Doors		N/C	
S	Stainless Waste Drop with Trash Bin		N/C	
S	Tapmaster Handsfree Faucet Control		N/C	
<input type="checkbox"/>	Undermount Sharps and Waste Drop (in lieu of Stainless Waste Drop and Trash Bin)	68422	N/C	
<input type="checkbox"/>	Add Sanitizer Wipe Holder	6822	\$40.00	
<input type="checkbox"/>	Delete Tapmaster Handsfree Faucet Control	68955	\$-250.00	
<input type="checkbox"/>	Delete Sink	68956	\$-70.00	
<input type="checkbox"/>	Delete Faucet	68957	\$-50.00	
<input type="checkbox"/>	Delete Soap Dispenser	68958	\$-20.00	
<input type="checkbox"/>	Delete Stainless Waste Drop, Trash Bin and Cutout	68959	\$-40.00	
<input type="checkbox"/>	Delete Trash Cutout for CA5012 only	69000	N/C	

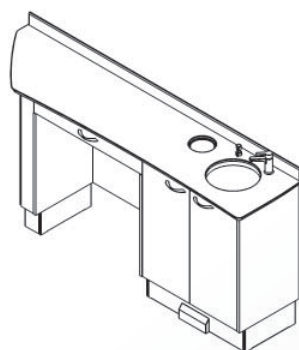
Cabinets will be manufactured with Standard Features if no options are indicated when order is placed.

Series 5

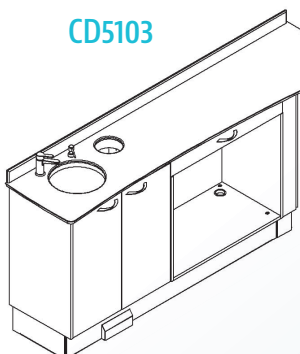
36" Tall, 17" Deep Side Cabinets



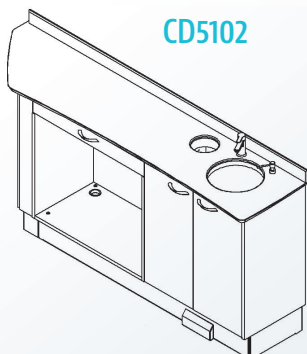
CD5103



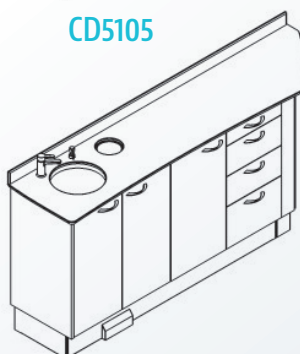
CD5102



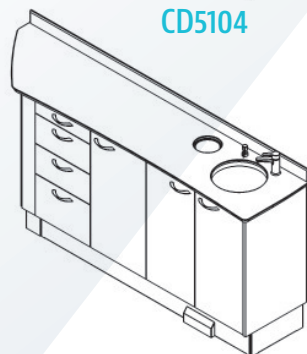
CD5105



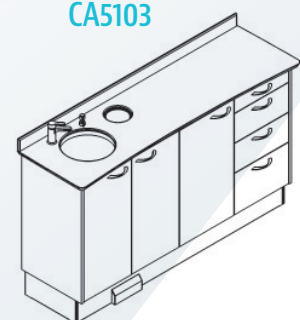
CD5104



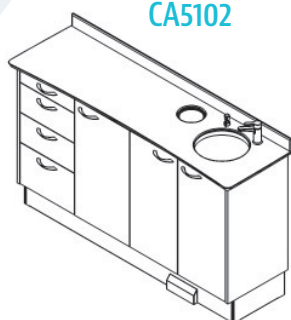
CA5103



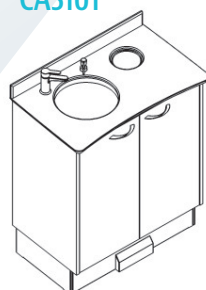
CA5102



CA5101



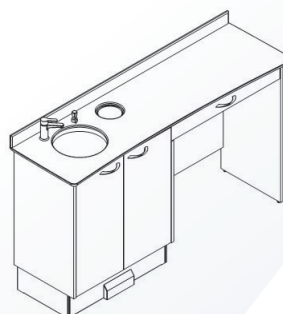
CA5100



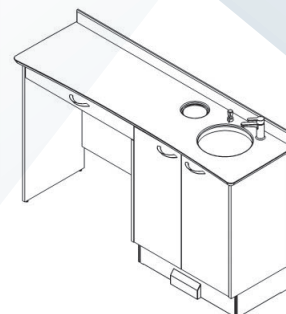
CA5111



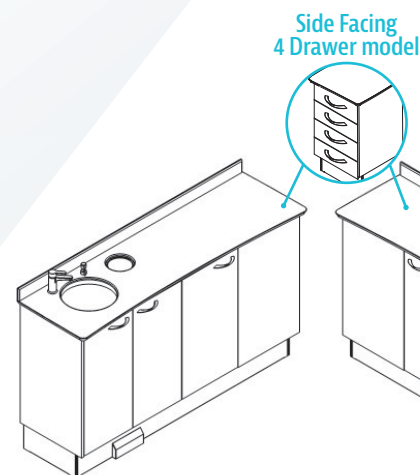
CA5110



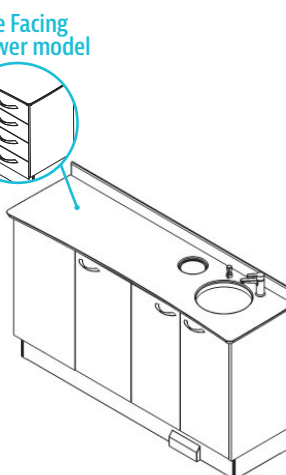
CD5101



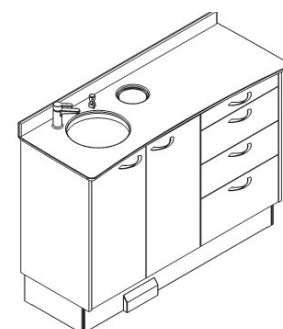
CD5100



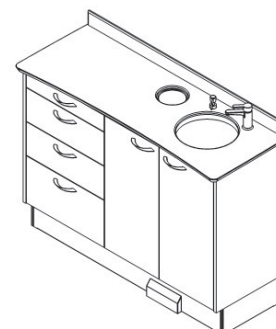
CA5105



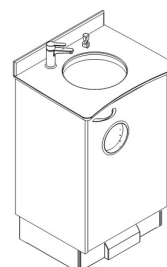
CA5104



CA5109



CA5108



CA5112

S- Standard Features ☐ - Choose Your Option

Part Number	Retail Price	TOTAL
-------------	--------------	-------

Step 1 Select Your Side Cabinet Model

Series 5 80" Side Delivery Cabinet, 36" Tall, 32" Pencil Drawer, 28" Sink, 45° Corner Storage	<input type="checkbox"/>	Sink Right	CD5102	\$5,370.00	
	<input type="checkbox"/>	Sink Left	CD5103	\$5,370.00	
Series 5 64" Side Delivery Cabinet, 36" Tall, 32" Pencil Drawer, 28" Sink	<input type="checkbox"/>	Sink Right	CD5100	\$4,210.00	
	<input type="checkbox"/>	Sink Left	CD5101	\$4,210.00	
Series 5 80" Side Delivery Cab, 36" Tall, 32" Pencil Drawer w/Bottom Panel, 28" Sink Right, 45 Corner	<input type="checkbox"/>	Sink Right	CD5104	\$5,580.00	
	<input type="checkbox"/>	Sink Left	CD5105	\$5,580.00	
Series 5 80" Side Storage Cabinet, 36" Tall, 16" Front Access Drawer, 16" Door, 28" Sink, 45 Corner	<input type="checkbox"/>	Sink Right	CA5102	\$5,670.00	
	<input type="checkbox"/>	Sink Left	CA5103	\$5,670.00	
Series 5 64" Side Storage Cabinet, 36" Tall, 16" Side Access Drawer (2.5", 2.5", 5.5", 7.5"), 16" Door, 28" Sink	<input type="checkbox"/>	Sink Right	CA5104	\$5,370.00	
	<input type="checkbox"/>	Sink Left	CA5105	\$5,370.00	
Series 5 64" Side Storage Cabinet, 36" Tall, 16" Front Access Drawer (2.5", 2.5", 5.5", 7.5"), 16" Door, 28" Sink	<input type="checkbox"/>	Sink Right	CA5100	\$5,370.00	
	<input type="checkbox"/>	Sink Left	CA5101	\$5,370.00	
Series 5 52" Side Storage Cabinet, 36" Tall, 20" Front Access Drawer (2.5", 2.5", 5.5", 7.5"), 28" Sink	<input type="checkbox"/>	Sink Right	CA5108	\$4,750.00	
	<input type="checkbox"/>	Sink Left	CA5109	\$4,750.00	
Series 5 36" Tall, 32" Side Storage Cabinet, Sink	<input type="checkbox"/>	Sink Right	CA5110	\$3,140.00	
	<input type="checkbox"/>	Sink Left	CA5111	\$3,140.00	
Series 5 36" Tall, 24" Side Storage Cabinet, Sink	<input type="checkbox"/>	Sink Center	CA5112	\$2,810.00	

Step 2 Select Your Cabinet Colors (See colors @ dciedge.com/request-samples)

Wilsonart Laminate for Vertical Surface	<input type="checkbox"/>		N/C	
Wilsonart Solid Surface Countertop Selection	<input type="checkbox"/>		N/C	

For custom laminate or solid surface colors please contact Customer Service for availability, pricing and lead times

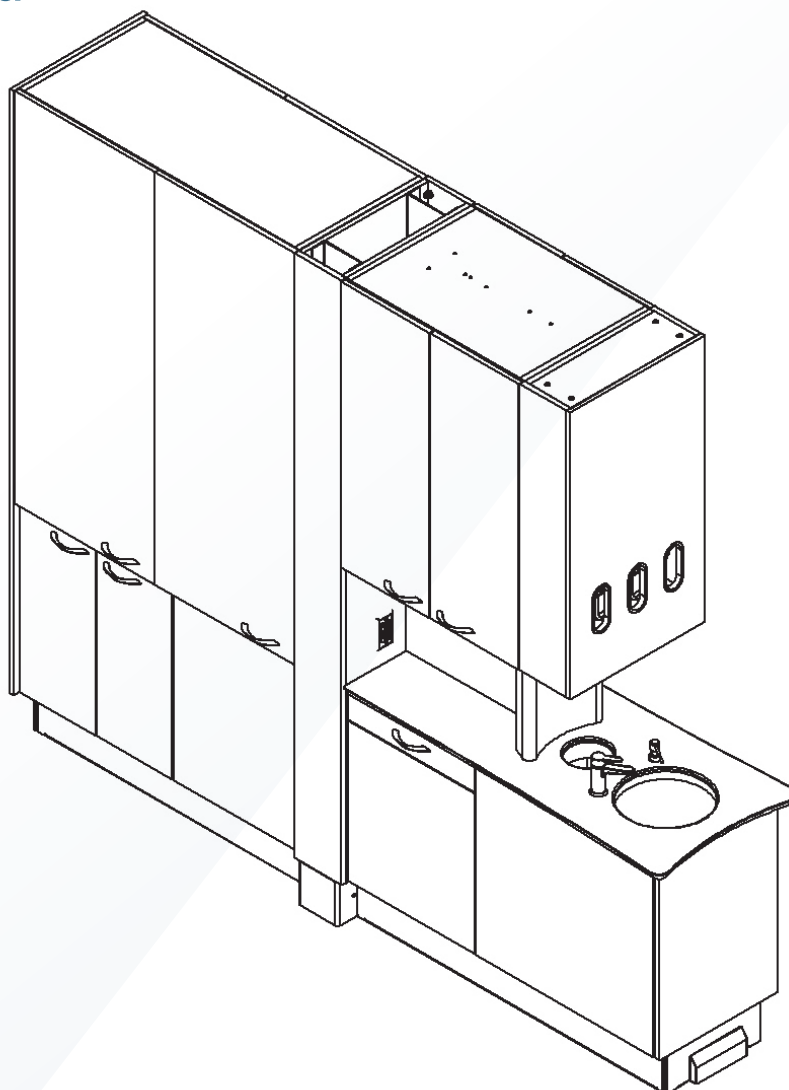
Step 3 Configure Your Side Cabinet

S	Solid Surface Counter Top		N/C	
S	Under Counter Mounted Stainless Steel Sink		N/C	
S	Chrome Faucet & Soap Dispenser		N/C	
S	Structural Powder Coated Steel Sub Base		N/C	
S	Soft Close Drawers and Doors		N/C	
S	Stainless Waste Drop with Trash Bin		N/C	
S	Tapmaster Handsfree Faucet Control		N/C	
<input type="checkbox"/>	Undermount Sharps and Waste Drop (in lieu of Stainless Waste Drop and Trash Bin)	68422	N/C	
<input type="checkbox"/>	Add Sanitizer Wipe Holder	6822	\$40.00	
<input type="checkbox"/>	Delete Tapmaster Handsfree Faucet Control	68955	\$-250.00	
<input type="checkbox"/>	Delete Sink	68956	\$-70.00	
<input type="checkbox"/>	Delete Faucet	68957	\$-50.00	
<input type="checkbox"/>	Delete Soap Dispenser	68958	\$-20.00	
<input type="checkbox"/>	Delete Stainless Waste Drop, Trash Bin and Cutout	68959	\$-40.00	
<input type="checkbox"/>	Delete Trash Cutout for CA5112 only	69000	N/C	

Cabinets will be manufactured with Standard Features if no options are indicated when order is placed.

Series 5

88" Center Island



*All Models include Soft Close Doors and Drawers

S- Standard Features ☐ - Select Your Option

Part Number	Retail Price	TOTAL
-------------	--------------	-------

Step 1 Select Your Cabinet

Series 5 Center Island X-ray Concealment Doors on Upper, Storage Lower	<input type="checkbox"/>	CI5000	\$16,850.00	
Series 5 Center Island X-ray Concealment Doors on Upper, Delivery Lower	<input type="checkbox"/>	CI5001	\$16,310.00	
Series 5 Center Island Storage Upper, Storage Lower	<input type="checkbox"/>	CI5002	\$17,940.00	
Series 5 Center Island Storage Upper, Delivery Lower	<input type="checkbox"/>	CI5003	\$17,400.00	
Series 5 Center Island Front Section Only	<input type="checkbox"/>	CI5004	\$9,790.00	

Step 2 Select Your Cabinet Colors (See colors [dciedge.com/request-samples](https://www.dciedge.com/request-samples))

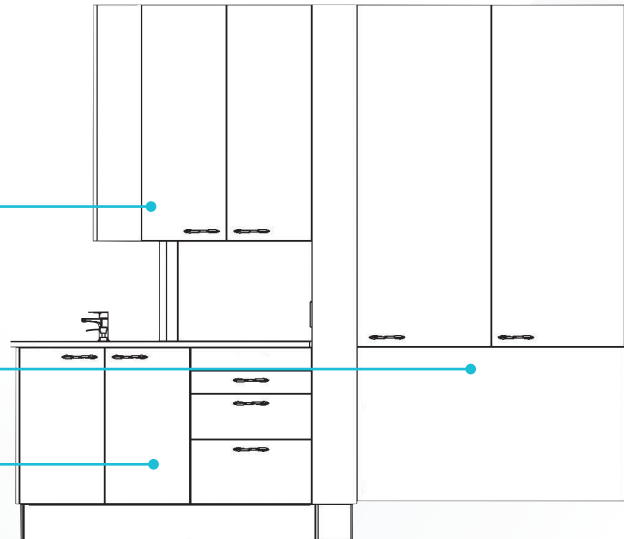
Wilsonart Laminate for Vertical Surfaces	<input type="checkbox"/>		Included	
Wilsonart Solid Surface Countertop	<input type="checkbox"/>		Included	

For custom laminate or solid surface colors please contact Customer Service for availability, pricing and lead times

Step 1 Select Your Center Island

Step 3 Configure Your Delivery Options

Step 4 Configure Your Center Island



Part Number	Retail Price	TOTAL
-------------	--------------	-------

Step 3 Configure Your Delivery

Module for Left Delivery (available for CI5001 and CI5003 only)	<input type="checkbox"/>	68579	N/C	
Module for Right Delivery (available for CI5001 and CI5003 only)	<input type="checkbox"/>	68578	N/C	

Step 4 Configure Your Center Island

S	Stainless Steel Backsplash		N/C	
S	Contoured Countertop		N/C	
S	Glove, Cup and Towel Dispenser		N/C	
S	Solid Surface Counter Top		N/C	
S	Under Counter Mounted Stainless Steel Sink		N/C	
S	Chrome Faucet & Soap Dispenser		N/C	
S	Structural Powder Coated Steel Sub Base		N/C	
S	Soft Close Drawers and Doors		N/C	
S	Stainless Waste Drop with Trash Bin		N/C	
S	Tapmaster Handsfree Faucet Control		N/C	
S	3 120V GFI Outlets		N/C	
<input type="checkbox"/>	Undermount Sharps and Waste Drop (in lieu of Stainless Waste Drop and Trash Bin)	68422	N/C	
<input type="checkbox"/>	Add Lead Lining	68551-CI	\$2,590.00	
<input type="checkbox"/>	Delete Tapmaster Handsfree Faucet Control	68955	\$-250.00	
<input type="checkbox"/>	Delete Sink	68956	\$-70.00	
<input type="checkbox"/>	Delete Faucet	68957	\$-50.00	
<input type="checkbox"/>	Delete Soap Dispenser	68958	\$-20.00	
<input type="checkbox"/>	Delete Stainless Waste Drop, Trash Bin and Cutout	68959	\$-40.00	

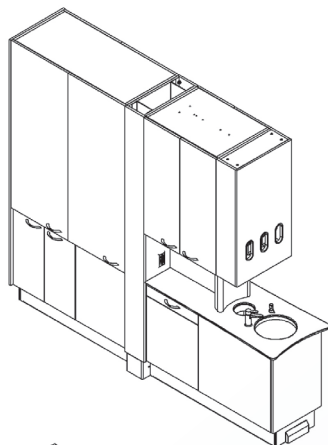
Step 5 Add a Light

Cabinet Mount Series 4 Light, 115V	<input type="checkbox"/>	LX4000	White	\$4,410.00	
	<input type="checkbox"/>	LX4050	Gray	\$4,410.00	
Cabinet Mount Series 5 Light, 115V	<input type="checkbox"/>	LX5000	White	\$5,050.00	
	<input type="checkbox"/>	LX5050	Gray	\$5,050.00	

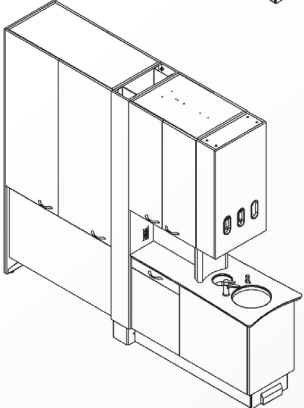
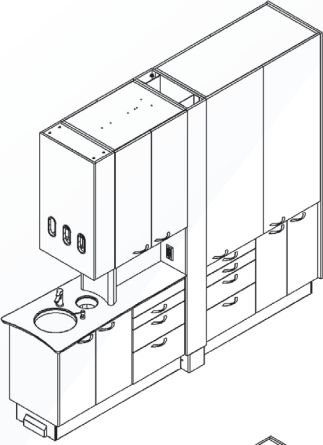
Cabinets will be manufactured with Standard Features if no options are indicated when order is placed.

Series 5

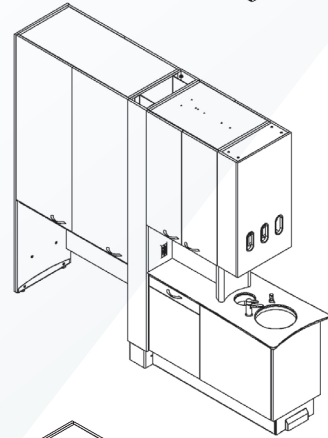
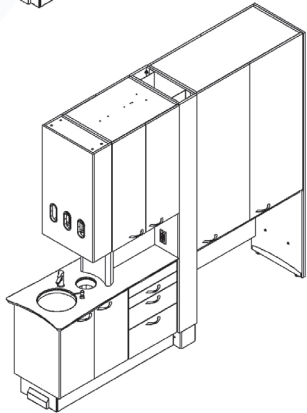
Center Island Cabinets



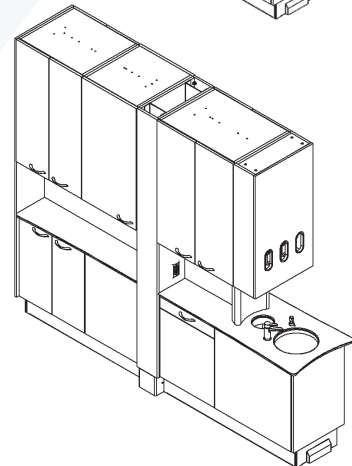
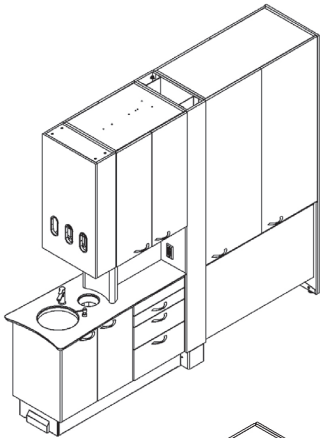
CI5000



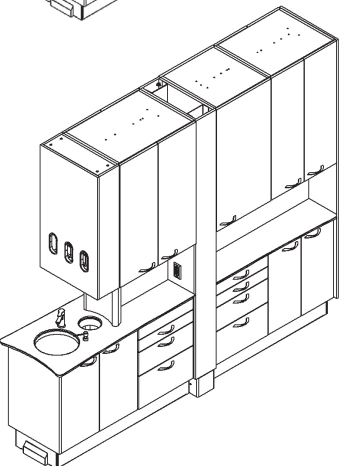
CI5001
Left Delivery



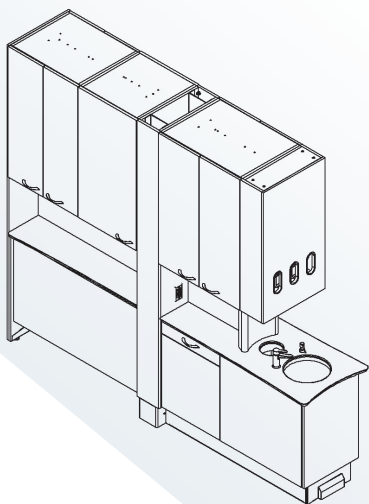
CI5001
Right Delivery



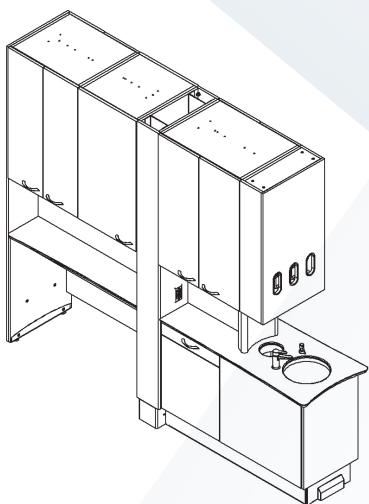
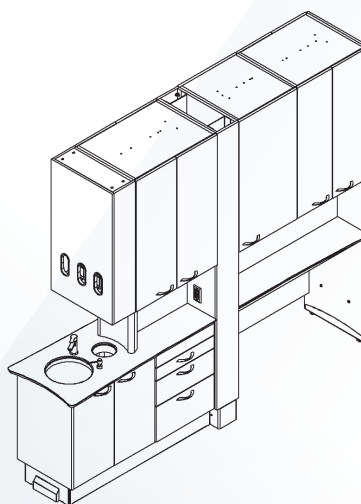
CI5002
Storage Cabinet



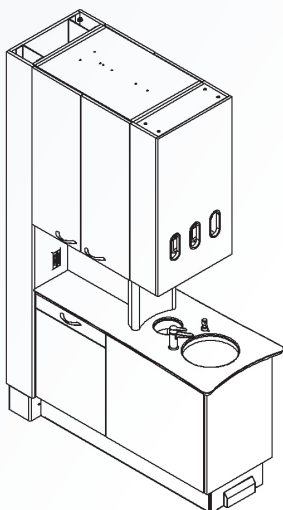
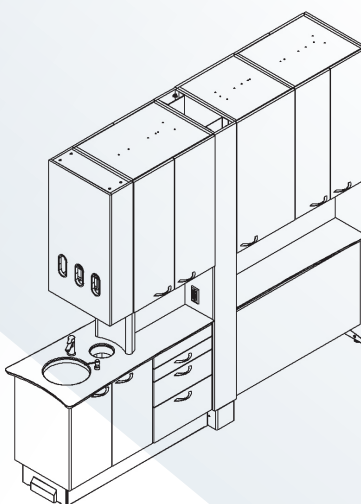
Series 5 Center Island Cabinets



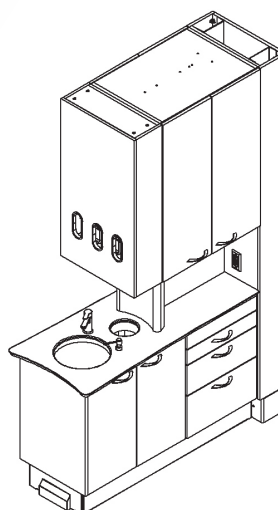
CI5003
Left Delivery




CI5003
Right Delivery



CI5004



X-Ray Pass-Through Cabinet



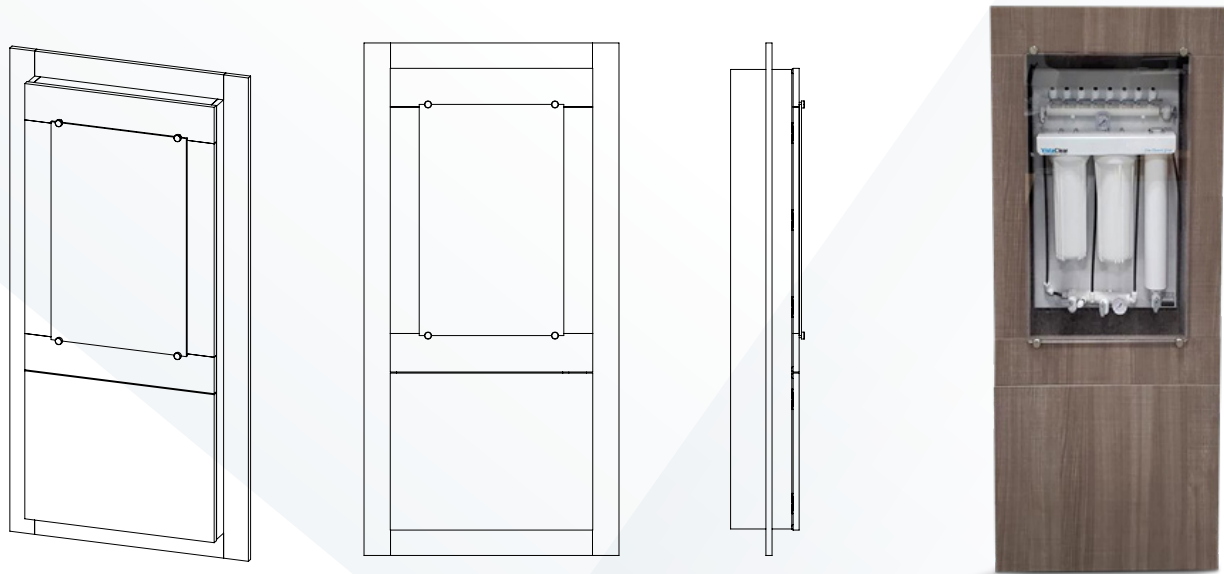
CX48
X-Ray Pass-Through Cabinet

S- Standard Features <input type="checkbox"/> - Select Your Option		Part Number	Retail Price	TOTAL
Step 1 Select Your Cabinet				
X-Ray Pass-Through Cabinet	<input type="checkbox"/>	CX48	\$2,990.00	
Step 2 Configure Your X-Ray Pass-Through Cabinet				
Add Lead Lining, X-Ray Pass-Through	<input type="checkbox"/>	68551-CX	\$2,590.00	
Step 3 Select Your Cabinet Colors (See colors @ dciedge.com/request-samples)				
Wilsonart Laminate for Vertical Surfaces	<input type="checkbox"/>		Included	

For custom laminate colors please contact Customer Service for availability, pricing and lead time.

Vista Clear™ Cabinet

NEW



Wall mounted cabinet to display the Vista Clear™ Centralized Waterline Treatment System.

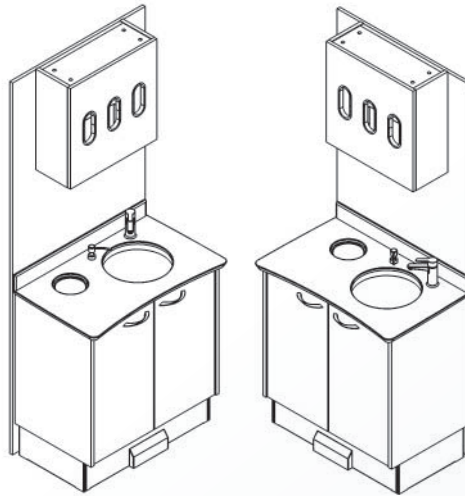
S- Standard Features ☐ - Select Your Option

	Part Number	Retail Price	TOTAL
Step 1 Select Your Cabinet			
Vista Clear Cabinet	69906	\$1,260.00	

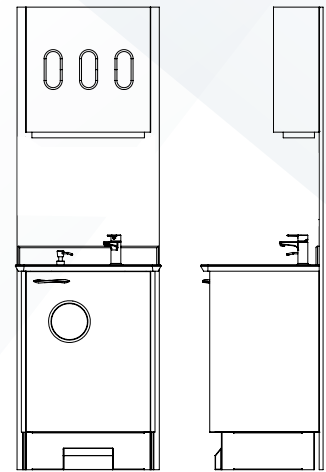
Step 2 Select Your Cabinet Colors (See colors dciedge.com/request-samples)			
Wilsonart Laminate for Vertical Surfaces	<input type="checkbox"/>	Included	N/C

For custom laminate or solid surface colors please contact Customer Service for availability, pricing and lead times

Series 5 32" Tall, 17" Deep T-Wall Cabinets



TW5010
Series 5 32" Tall,
30.5" Wide, 17" Deep T-Wall



TW5012
Series 5 32" Tall,
22.75" Wide, 17" Deep T-Wall

S- Standard Features ☐ - Select Your Option

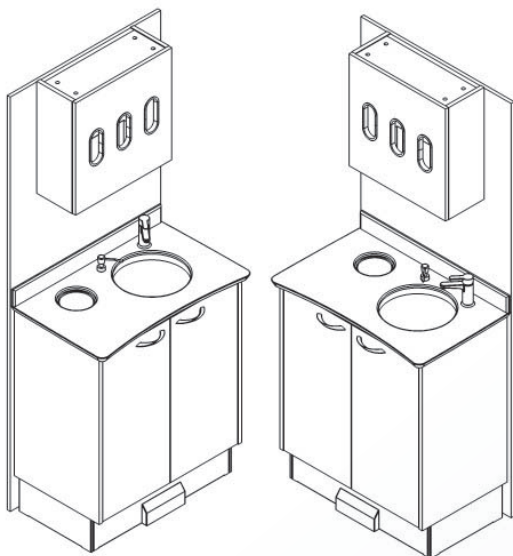
		Part Number	Retail Price	TOTAL
Step 1 Select Your Side Cabinet Model				
Series 5 32" Tall, 30.5" Wide, 17" Deep T-Wall	<input type="checkbox"/>	Waste Drop Left	TW5010	\$4,230.00
	<input type="checkbox"/>	Waste Drop Right	TW5011	\$4,230.00
Series 5 32" Tall, 22.75" Wide, 17" Deep T-Wall	<input type="checkbox"/>	Waste Drop Front Left	TW5012	\$3,840.00
Step 2 Configure Your Upper				
<input type="checkbox"/>	20" Tall Glove, Cup + Towel Dispenser (Standard)	68331-20	N/C	
<input type="checkbox"/>	24" Tall Glove, Cup + Towel Dispenser	68331-24	\$40.00	
<input type="checkbox"/>	30" Tall Glove, Cup + Towel Dispenser	68331-30	\$60.00	
Step 3 Select Your Cabinet Colors (See colors dciedge.com/request-samples)				
<input type="checkbox"/>	Wilsonart Laminate for Vertical Surfaces		N/C	
<input type="checkbox"/>	Wilsonart Solid Surface Countertop Selection		N/C	

For custom laminate or solid surface colors please contact Customer Service for availability, pricing and lead times

Step 4 Configure Your Cabinet			
S	Solid Surface Counter Top		N/C
S	Under Counter Mounted Stainless Steel Sink		N/C
S	Chrome Faucet & Soap Dispenser		N/C
S	Structural Powder Coated Steel Sub Base		N/C
S	Soft Close Drawers and Doors		N/C
S	Stainless Waste Drop with Trash Bin		N/C
S	Tapmaster Handsfree Faucet Control		N/C
<input type="checkbox"/>	Undermount Sharps and Waste Drop (in lieu of Stainless Waste Drop and Trash Bin)	68422	N/C
<input type="checkbox"/>	Delete Tapmaster Handsfree Faucet Control	68955	\$-250.00
<input type="checkbox"/>	Delete Sink	68956	\$-70.00
<input type="checkbox"/>	Delete Faucet	68957	\$-50.00
<input type="checkbox"/>	Delete Soap Dispenser	68958	\$-20.00
<input type="checkbox"/>	Delete Stainless Waste Drop, Trash Bin and Cutout	68959	\$-40.00
<input type="checkbox"/>	Delete Trash Cutout for TW5012 only	69000	N/C

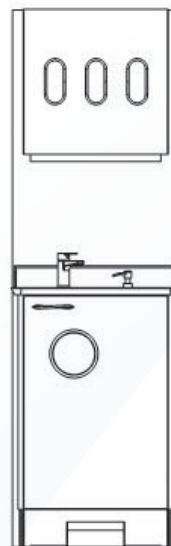
Series 5

36" Tall, 17" Deep T-Wall Cabinets



TW5110

Series 5 36" Tall, 30.5" Wide, 17" Deep T-Wall



TW5112

Series 5 36" Tall, 22.75" Wide, 17" Deep T-Wall

S- Standard Features ☐ - Select Your Option

Part Number	Retail Price	TOTAL
-------------	--------------	-------

Step 1 Select Your Side Cabinet Model

Series 5 36" Tall, 30.5" Wide, 17" Deep T-Wall	<input type="checkbox"/>	Waste Drop Left	TW5110	\$4,300.00	
	<input type="checkbox"/>	Waste Drop Right	TW5111	\$4,300.00	
Series 5 36" Tall, 22.75" Wide, 17" Deep T-Wall	<input type="checkbox"/>	Waste Drop Front Left	TW5112	\$3,930.00	

Step 2 Configure Your Upper

<input type="checkbox"/>	20" Tall Glove, Cup + Towel Dispenser (Standard)	68331-20	N/C	
<input type="checkbox"/>	24" Tall Glove, Cup + Towel Dispenser	68331-24	\$40.00	
<input type="checkbox"/>	30" Tall Glove, Cup + Towel Dispenser	68331-30	\$60.00	

Step 3 Select Your Cabinet Colors (See colors @dciedge.com/request-samples)

Wilsonart Laminate for Vertical Surfaces	<input type="checkbox"/>		N/C	
Wilsonart Solid Surface Countertop Selection	<input type="checkbox"/>		N/C	

For custom laminate or solid surface colors please contact Customer Service for availability, pricing and lead times

Step 4 Configure Your Side Cabinet

S	Solid Surface Counter Top		N/C	
S	Under Counter Mounted Stainless Steel Sink		N/C	
S	Chrome Faucet & Soap Dispenser		N/C	
S	Structural Powder Coated Steel Sub Base		N/C	
S	Soft Close Drawers and Doors		N/C	
S	Stainless Waste Drop with Trash Bin		N/C	
S	Tapmaster Handsfree Faucet Control		N/C	
<input type="checkbox"/>	Undermount Sharps and Waste Drop (in lieu of Stainless Waste Drop and Trash Bin)	68422	N/C	
<input type="checkbox"/>	Delete Tapmaster Handsfree Faucet Control	68955	\$-250.00	
<input type="checkbox"/>	Delete Sink	68956	\$-70.00	
<input type="checkbox"/>	Delete Faucet	68957	\$-50.00	
<input type="checkbox"/>	Delete Soap Dispenser	68958	\$-20.00	
<input type="checkbox"/>	Delete Stainless Waste Drop, Trash Bin and Cutout	68959	\$-40.00	
<input type="checkbox"/>	Delete Trash Cutout for TW5112 only	69000	N/C	

Cabinets will be manufactured with Standard Features if no options are indicated when order is placed.

Series 4 Cabinetry



Affordable Dental Cabinetry

Features

Structural steel subbase won't warp or delaminate over time

Optional CPU storage in upper section w/ ability to add left-right sliding monitor mount

Center chase accommodates analgesia controls

Accepts DCI Edge 12 o'clock delivery systems

12 o'clock cabinet available in both wall mounted or free standing

Offered in both front and side access storage

Side cabinets feature stainless steel under mounted sink with faucet and soap dispenser

Side cabinets are offered in multiple lengths & styles

Why pay more for the same features?

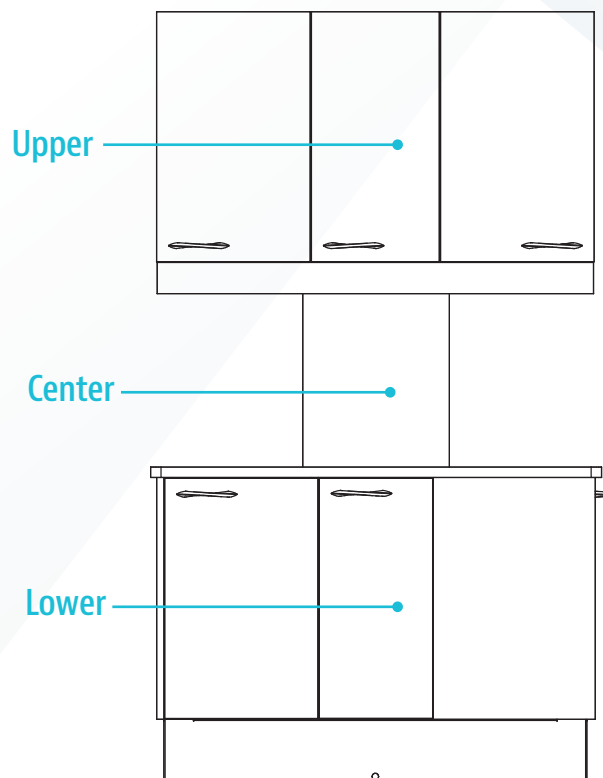
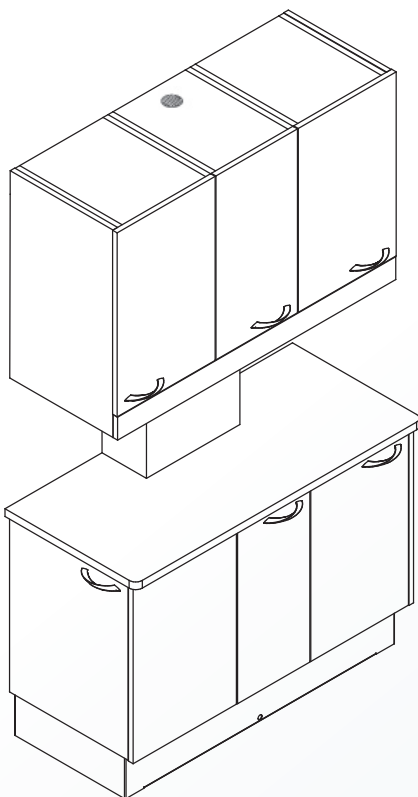
DCI Edge cabinetry offers the features you want, the reliability you need, and the quality you deserve for significantly less money than other popular brands.

When you save with DCI Edge, not only can you enjoy new, world-class equipment, but you can invest in other upgrades to your practice or simply save for the future.



Series 4

42" 12 o'clock Cabinet



All Models include Soft Close Doors & Drawers and Upper CPU Vents

S- Standard Features ☐ - Select Your Option

Part Number	Retail Price	TOTAL
-------------	--------------	-------

Step 1 Select Your Cabinet

42" Series 4 12 o'clock Cabinet Wall Mounted	<input type="checkbox"/>	CR4000	\$5,360.00	
42" Series 4 12 o'clock Cabinet, Lower Only	<input type="checkbox"/>	CR4001	\$3,480.00	
42" Series 4 12 o'clock Cabinet, Upper Only	<input type="checkbox"/>	CR4020	\$2,290.00	
Add 74" Structural Support for 42" Free Standing Cabinet (not compatible with 80" Tall Cabinet)	<input type="checkbox"/>	68268	\$1,780.00	
Add 74" Tall Decorative Back Panel, 42" Wide, 12 o'clock Wall Mounted Cabinet	<input type="checkbox"/>	68375	\$600.00	
Add Decorative Back Panel for 42" Wall Mounted Cabinet, Lower Only (Required for any side drawer lower options)	<input type="checkbox"/>	68960	\$370.00	
Add 80" Tall Decorative Back Panel, 42" Wide, 12 o'clock	<input type="checkbox"/>	68375-80	\$600.00	

Step 2 Select Your Upper Section

24" Upper for 74" Tall Cabinet	<input type="checkbox"/>	69751	Included	
30" Upper for 80" Tall Cabinet	<input type="checkbox"/>	69752	\$390.00	

Part Number	Retail Price	TOTAL
-------------	--------------	-------

Step 3 Select Your Cabinet Colors (See colors [dciedge.com/request-samples](https://www.dciedge.com/request-samples))

Wilsonart Laminate for Vertical Surfaces	<input type="checkbox"/>		Included	
Wilsonart Solid Surface Countertop	<input type="checkbox"/>		Included	

For custom laminate or solid surface colors please contact Customer Service for availability, pricing and lead times.
For 12 o'clock Cabinet Sliding Monitor Mounts, we suggest ICW Ultra 500i. Order at www.icwusa.com

Step 4 Configure Your Upper

		Height	Part Number	Retail Price	TOTAL
Step 4A Configure Left Upper					
3 Glass Shelves (no Glove Dispenser)	S	24" Upper	69750L	N/C	
	S	30" Upper	69755L	N/C	
Front Door Glove Dispenser (w/2 glass shelves)	<input type="checkbox"/>	24" Upper	68962	\$300.00	
	<input type="checkbox"/>	30" Upper	69756	\$290.00	
Additional set of 3 Glass Shelves	<input type="checkbox"/>		68953L	\$130.00	
Step 4B Configure Center Upper- CPU Ready					
Upper Center Module for CPU	S	24" Upper	69754	N/C	
	S	30" Upper	69759	N/C	
Additional set of 3 Glass Shelves	<input type="checkbox"/>		68265G	\$130.00	
Step 4C Configure Right Upper					
3 Glass Shelves (no Glove Dispenser)	S	24" Upper	69750R	N/C	
	S	30" Upper	69755R	N/C	
Front Door Glove Dispenser (w/2 glass shelves)	<input type="checkbox"/>	24" Upper	68963	\$300.00	
	<input type="checkbox"/>	30" Upper	69757	\$290.00	
Additional set of 3 Glass Shelves	<input type="checkbox"/>		68953R	\$130.00	
Lead Lining					
Add Lead Lining, 12 o'clock	<input type="checkbox"/>		68551-CR	\$2,050.00	

Step 5 Configure Your Center

Series 4 Center Chase	S		68347	Included	
Delete Series 4 Center Chase	<input type="checkbox"/>		68364	-\$70.00	
Series 4 Center Chase for Porter MXR	<input type="checkbox"/>		68348	\$120.00	
Series 4 Center Chase for Accutron Digital Ultra PC 56800	<input type="checkbox"/>		68349	\$120.00	
Series 4 Center Chase for Accutron Ultra PC 36800	<input type="checkbox"/>		68350	\$120.00	
Series 4 Center Chase for Porter MDM	<input type="checkbox"/>		69989	\$120.00	

Step 6 Configure Your Lower

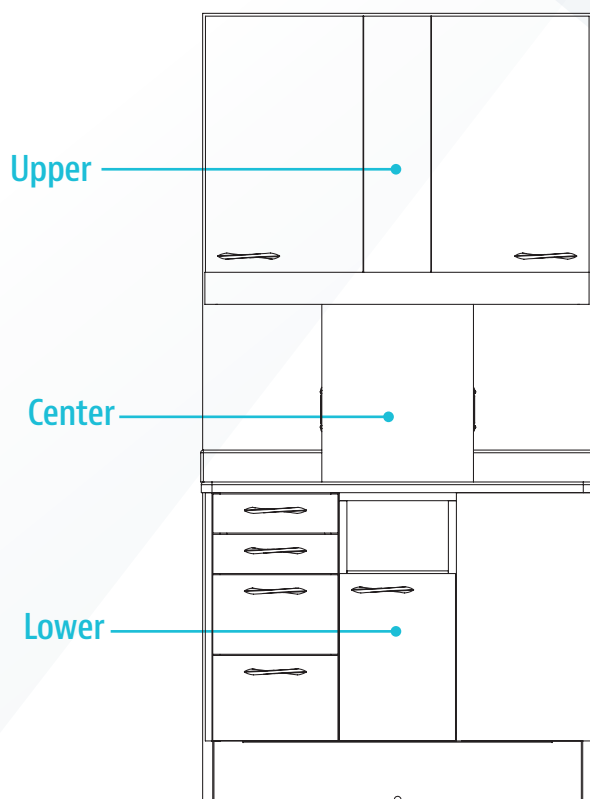
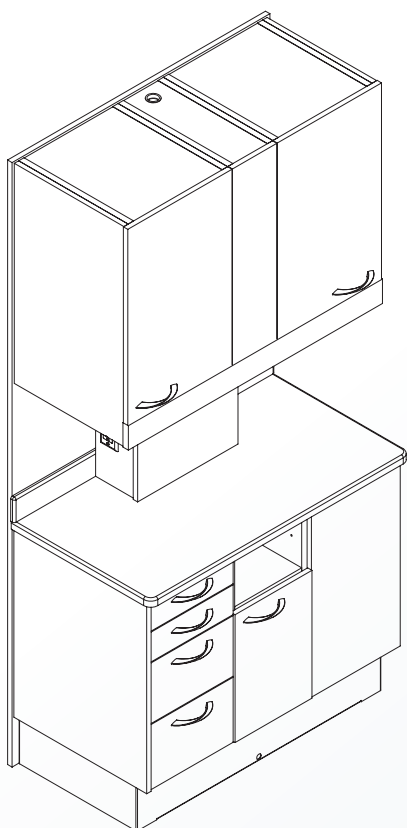
Step 6A Configure Left Base					
Front Access Door Module	S		68250L	N/C	
Front Access 3 Drawer Module	<input type="checkbox"/>		68251L	\$370.00	
Front Access 4 Drawer Module	<input type="checkbox"/>		68750L	\$370.00	
Front Access Flip Down Module	<input type="checkbox"/>		68252L	\$370.00	
Side Access Door Module	<input type="checkbox"/>		68256L	N/C	
Side Access 3 Drawer Module*	<input type="checkbox"/>		68257L	\$370.00	
Side Access 4 Drawer Module*	<input type="checkbox"/>		68751L	\$370.00	
Step 6B Configure Middle Base					
Center Module for Mobile Delivery	<input type="checkbox"/>		68254	N/C	
Center Module for Slide Out/Fixed Delivery	<input type="checkbox"/>		68489	N/C	
Center Module for Door Only	S		68255	N/C	
Center Module for CPU	<input type="checkbox"/>		68379	N/C	
Step 6C Configure Right Base					
Front Access Door Module	<input type="checkbox"/>		68250R	N/C	
Front Access 3 Drawer Module	<input type="checkbox"/>		68251R	\$370.00	
Front Access 4 Drawer Module	<input type="checkbox"/>		68750R	\$370.00	
Front Access Flip Down Module	<input type="checkbox"/>		68252R	\$370.00	
Side Access Door Module	S		68256R	N/C	
Side Access 3 Drawer Module*	<input type="checkbox"/>		68257R	\$370.00	
Side Access 4 Drawer Module*	<input type="checkbox"/>		68751R	\$370.00	

Cabinets will be manufactured with Standard Features if no options are indicated when order is placed.

* All side access drawer lower modules require 68960 back panel

Series 4

36" 12 o'clock Cabinet



Shown with Decorative Back Panel
All Models include Soft Close Doors & Drawers

S- Standard Features ☐ - Select Your Option

Part Number	Retail Price	TOTAL
-------------	--------------	-------

Step 1 Select Your Cabinet

36" Series 4 12 o'clock Cabinet Wall Mounted	<input type="checkbox"/>	CR4300	\$4,980.00	
36" Series 4 12 o'clock Cabinet, Lower Only	<input type="checkbox"/>	CR4301	\$3,480.00	
36" Series 4 12 o'clock Cabinet, Upper Only	<input type="checkbox"/>	CR4320	\$2,290.00	
Add 74" Structural Support for 36" Free Standing Cabinet (not compatible with 80" Tall Cabinet)	<input type="checkbox"/>	68709	\$1,780.00	
Add 74" Tall Decorative Back Panel, 36" Wide, 12 o'clock	<input type="checkbox"/>	68679	\$600.00	
Add 80" Tall Decorative Back Panel, 36" Wide, 12 o'clock	<input type="checkbox"/>	68679-80	\$600.00	
Decorative Back Panel for 36" Wall Mounted Cabinet, Lower Only (Required for any side access drawer lower module)	<input type="checkbox"/>	68964	\$370.00	

Step 2 Select Your Upper Section

24" Upper for 74" tall cabinet	<input type="checkbox"/>	69751	Included	
30" Upper for 80" tall cabinet	<input type="checkbox"/>	69752	\$390.00	

Part Number	Retail Price	TOTAL
-------------	--------------	-------

Step 3 Select Your Cabinet Colors (See colors [dciedge.com/request-samples](https://www.dciedge.com/request-samples))

Wilsonart Laminate for Vertical Surfaces	<input type="checkbox"/>	Included	
Wilsonart Solid Surface Countertop Selection	<input type="checkbox"/>	Included	

For custom laminate or solid surface colors please contact Customer Service for availability, pricing and lead times.
For 12 o'clock Cabinet Sliding Monitor Mounts, we suggest ICW Ultra 500i. Order at www.icwusa.com

Step 4 Configure Your Upper

		Height	Part Number	Retail Price	TOTAL
Step 4A Configure Left Upper					
3 Glass Shelves (no Glove Dispenser)	S	24" Upper	69750L	N/C	
	S	30" Upper	69755L	N/C	
Front Door Glove Dispenser (w/2 glass shelves)	<input type="checkbox"/>	24" Upper	68962	\$300.00	
	<input type="checkbox"/>	30" Upper	69756	\$290.00	
Additional set of 3 Glass Shelves	<input type="checkbox"/>		68953L	\$130.00	
Step 4B Configure Right Upper					
3 Glass Shelves (no Glove Dispenser)	S	24" Upper	69750R	N/C	
	S	30" Upper	69755R	N/C	
Front Door Glove Dispenser (w/2 glass shelves)	<input type="checkbox"/>	24" Upper	68963	\$300.00	
	<input type="checkbox"/>	30" Upper	69757	\$290.00	
Additional set of 3 Glass Shelves	<input type="checkbox"/>		68953R	\$130.00	
Lead Lining					
Add Lead Lining, 12 o'clock	<input type="checkbox"/>		68551-CR	\$2,050.00	

Step 5 Configure Your Center

Series 4 Center Chase	S	68347	Included	
Delete Series 4 Center Chase	<input type="checkbox"/>	68364	-\$70.00	
Series 4 Center Chase for Porter MXR	<input type="checkbox"/>	68348	\$120.00	
Series 4 Center Chase for Accutron Digital Ultra PC 56800	<input type="checkbox"/>	68349	\$120.00	
Series 4 Center Chase for Accutron Ultra PC 36800	<input type="checkbox"/>	68350	\$120.00	
Series 4 Center Chase for Porter MDM	<input type="checkbox"/>	69989	\$120.00	

Step 6 Configure Your Lower

		Part Number	Retail Price	TOTAL
Step 6A Configure Left Base				
Front Access Door Module	S	68743L	N/C	
Front Access 3 Drawer Module	<input type="checkbox"/>	68744L	\$370.00	
Front Access 4 Drawer Module	<input type="checkbox"/>	68745L	\$370.00	
Front Access Flip Down Module	<input type="checkbox"/>	68746L	\$370.00	
Side Access Door Module	<input type="checkbox"/>	68747L	N/C	
Side Access 3 Drawer Module*	<input type="checkbox"/>	68748L	\$370.00	
Side Access 4 Drawer Module*	<input type="checkbox"/>	68749L	\$370.00	
Step 6B Configure Middle Base				
Center Module for Mobile Delivery	<input type="checkbox"/>	68254	N/C	
Center Module for Slide Out/Fixed Delivery	<input type="checkbox"/>	68489	N/C	
Center Module for Door Only	S	68255	N/C	
Center Module for CPU	<input type="checkbox"/>	68379	N/C	
Step 6C Configure Right Base				
Front Access Door Module	<input type="checkbox"/>	68743R	N/C	
Front Access 3 Drawer Module	<input type="checkbox"/>	68744R	\$370.00	
Front Access 4 Drawer Module	<input type="checkbox"/>	68745R	\$370.00	
Front Access Flip Down Module	<input type="checkbox"/>	68746R	\$370.00	
Side Access Door Module	S	68747R	N/C	
Side Access 3 Drawer Module*	<input type="checkbox"/>	68748R	\$370.00	
Side Access 4 Drawer Module*	<input type="checkbox"/>	68749R	\$370.00	

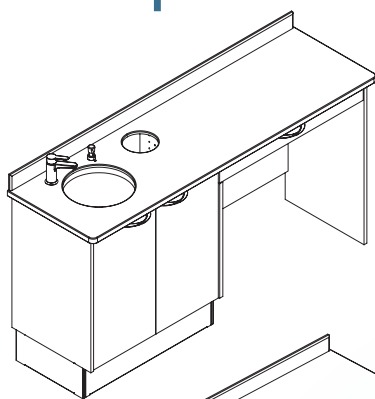
Cabinets will be manufactured with Standard Features if no options are indicated when order is placed.

* All side access drawer lower modules require 68964 back panel

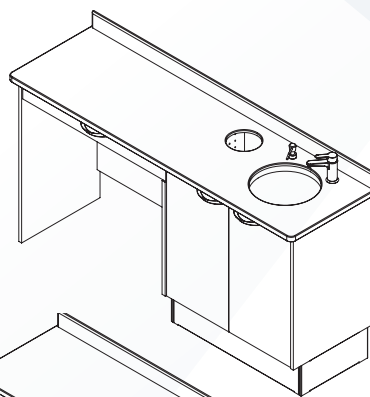
Series 4

32" Tall, 17" Deep Side Cabinets

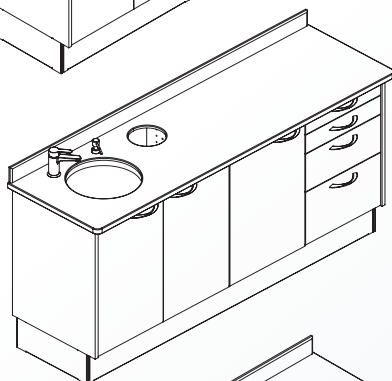
CD4001



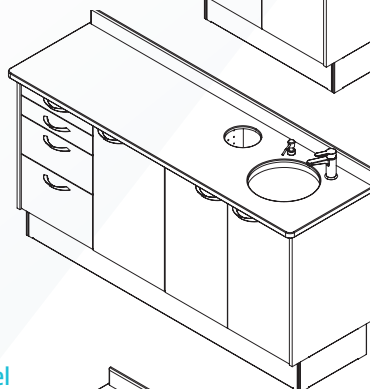
CD4000



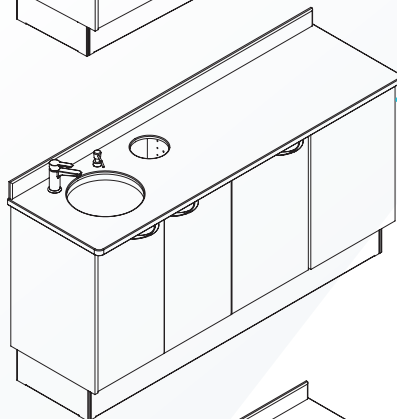
CA4001



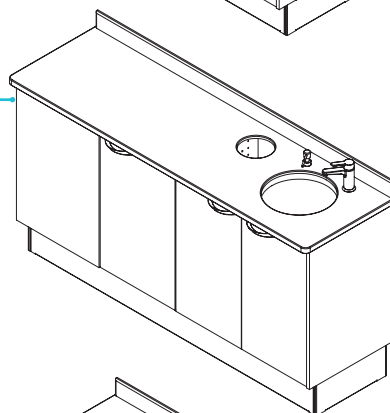
CA4000



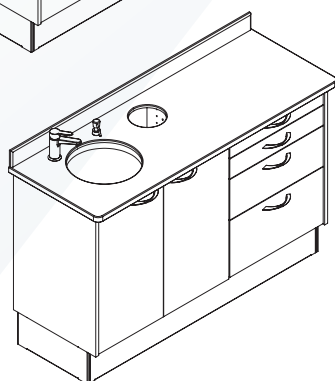
CA4005



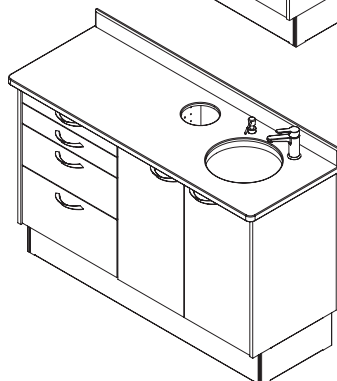
CA4004



CA4009



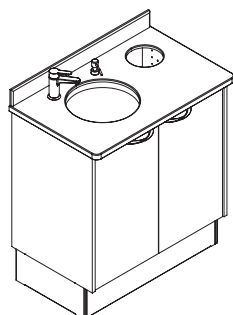
CA4008



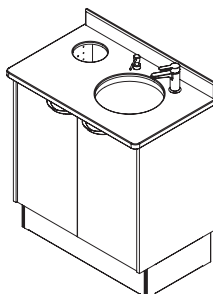
Side Facing
4 Drawer model



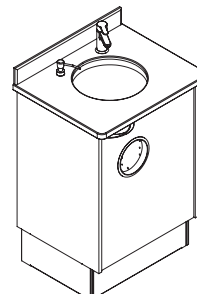
CA4011



CA4010



CA4012



S- Standard Features ☐ - Select Your Option

Part Number	Retail Price	TOTAL
-------------	--------------	-------

Step 1 Select Your Side Cabinet Model

Series 4 63" Side Delivery Cabinet, 32" Tall, 32" Pencil Drawer, 28" Sink	<input type="checkbox"/>	Sink Right	CD4000	\$3,270.00	
	<input type="checkbox"/>	Sink Left	CD4001	\$3,270.00	
Series 4 63" Side Storage Cabinet, 32" Tall, 16" Front Drawer, 16" Door, 28" Sink	<input type="checkbox"/>	Sink Right	CA4000	\$4,480.00	
	<input type="checkbox"/>	Sink Left	CA4001	\$4,480.00	
Series 4 63" Side Storage Cabinet, 32" Tall, 16" Side Drawer, 16" Door, 28" Sink	<input type="checkbox"/>	Sink Right	CA4004	\$4,480.00	
	<input type="checkbox"/>	Sink Left	CA4005	\$4,480.00	
Series 4 51" Side Storage Cabinet, 32" Tall, 20" Drawer, 28" Sink	<input type="checkbox"/>	Sink Right	CA4008	\$3,930.00	
	<input type="checkbox"/>	Sink Left	CA4009	\$3,930.00	
Series 4 31" Side Storage Cabinet, 32" Tall, 28" Sink	<input type="checkbox"/>	Sink Right	CA4010	\$2,290.00	
	<input type="checkbox"/>	Sink Left	CA4011	\$2,290.00	
Series 4 23" Side Storage Cabinet, 32" Tall, Sink	<input type="checkbox"/>	Sink Center	CA4012	\$2,080.00	

Step 2 Select Your Cabinet Colors (See colors dciedge.com/request-samples)

Wilsonart Laminate for Vertical Surfaces	<input type="checkbox"/>		N/C	
Wilsonart Solid Surface Countertop	<input type="checkbox"/>		N/C	

For custom laminate or solid surface colors please contact Customer Service for availability, pricing and lead time

Step 3 Configure Your Side Cabinet

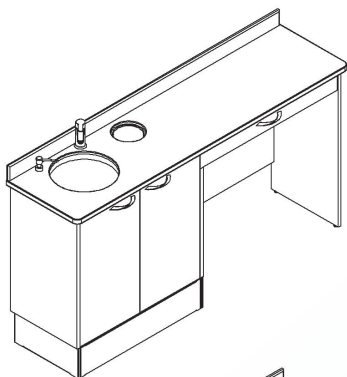
S	Solid Surface Counter Top		N/C	
S	Under Counter Mounted Stainless Steel Sink		N/C	
S	Chrome Faucet & Soap Dispenser		N/C	
S	Structural Powder Coated Steel Sub Base		N/C	
S	Soft Close Drawers and Doors		N/C	
S	Stainless Waste Drop with Trash Bin		N/C	
<input type="checkbox"/>	Tapmaster Handsfree Faucet Control	1555E	\$650.00	
<input type="checkbox"/>	Undermount Sharps & Waste Drop (in lieu of Stainless Waste Drop and Trash Bin)	6804E	\$450.00	
<input type="checkbox"/>	Add Sanitizer Wipe Holder	6822	\$40.00	
<input type="checkbox"/>	Delete Sink	68956	\$-70.00	
<input type="checkbox"/>	Delete Faucet	68957	\$-50.00	
<input type="checkbox"/>	Delete Soap Dispenser	68958	\$-20.00	
<input type="checkbox"/>	Delete Stainless Waste Drop, Trash Bin and Cutout	68959	\$-40.00	
<input type="checkbox"/>	Delete Trash Cutout for CA4012 only	69000	N/C	

Cabinets will be manufactured with Standard Features if no options are indicated when order is placed.

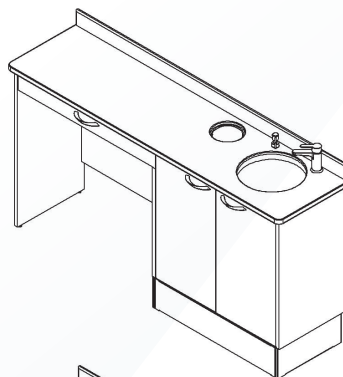
Series 4

32" Tall / 15" Deep Side Cabinets

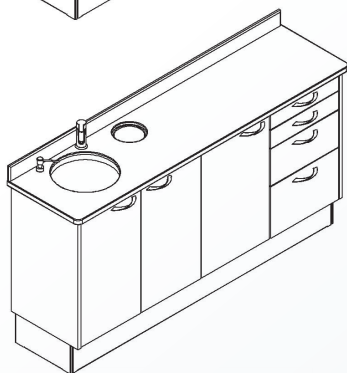
CD4201



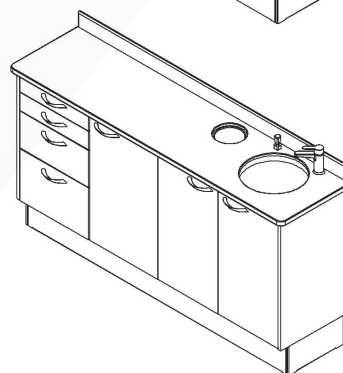
CD4200



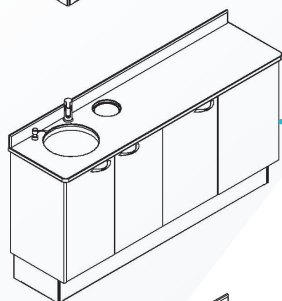
CA4201



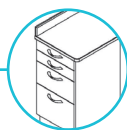
CA4200



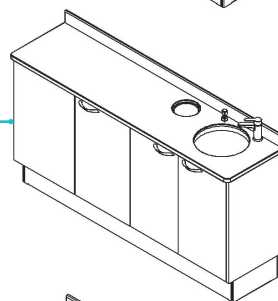
CA4205



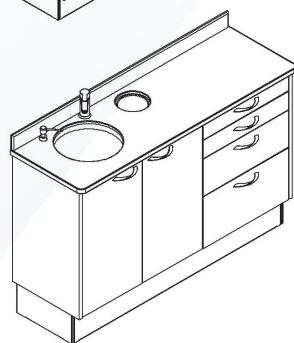
Side Facing
4 Drawer model



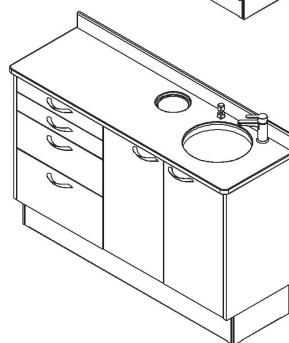
CA4204



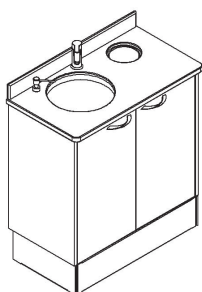
CA4209



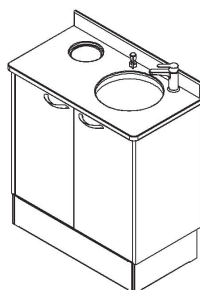
CA4208



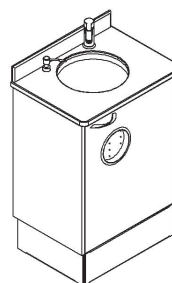
CA4211



CA4210



CA4212



S- Standard Features ☐ - Select Your Option

Part Number	Retail Price	TOTAL
-------------	--------------	-------

Step 1 Select Your Side Cabinet Model

Series 4 63" Side Delivery Cabinet, 32" Tall, 15" Deep, 32" Pencil Drawer, 28" Sink	<input type="checkbox"/>	Sink Right	CD4200	\$3,240.00	
	<input type="checkbox"/>	Sink Left	CD4201	\$3,240.00	
Series 4 63" Side Storage Cabinet, 32" Tall, 15" Deep, 16" Front Drawer, 16" Door, 28" Sink	<input type="checkbox"/>	Sink Right	CA4200	\$4,450.00	
	<input type="checkbox"/>	Sink Left	CA4201	\$4,450.00	
Series 4 63" Side Storage Cabinet, 32" Tall, 15" Deep, 16" Side Drawer, 16" Door, 28" Sink	<input type="checkbox"/>	Sink Right	CA4204	\$4,450.00	
	<input type="checkbox"/>	Sink Left	CA4205	\$4,450.00	
Series 4 51" Side Storage Cabinet, 32" Tall, 15" Deep, 20" Drawer, 28" Sink	<input type="checkbox"/>	Sink Right	CA4208	\$3,910.00	
	<input type="checkbox"/>	Sink Left	CA4209	\$3,910.00	
Series 4 31" Side Storage Cabinet, 32" Tall, 15" Deep, 28" Sink	<input type="checkbox"/>	Sink Right	CA4210	\$2,280.00	
	<input type="checkbox"/>	Sink Left	CA4211	\$2,280.00	
Series 4 23" Side Storage Cabinet, 32" Tall, 15" Deep, Sink	<input type="checkbox"/>	Sink Center	CA4212	\$2,070.00	

Step 2 Select Your Cabinet Colors (See colors dciedge.com/request-samples)

Wilsonart Laminate for Vertical Surfaces	<input type="checkbox"/>		N/C	
Wilsonart Solid Surface Countertop	<input type="checkbox"/>		N/C	

For custom laminate or solid surface colors please contact Customer Service for availability, pricing and lead time

Step 3 Configure Your Side Cabinet

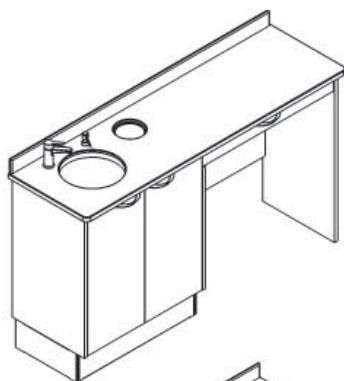
S	Solid Surface Counter Top		N/C	
S	Under Counter Mounted Stainless Steel Sink		N/C	
S	Chrome Faucet & Soap Dispenser		N/C	
S	Structural Powder Coated Steel Sub Base		N/C	
S	Soft Close Drawers and Doors		N/C	
S	Stainless Waste Drop with Trash Bin		N/C	
<input type="checkbox"/>	Tapmaster Handsfree Faucet Control	1555E	\$650.00	
<input type="checkbox"/>	Undermount Sharps & Waste Drop (in lieu of Stainless Waste Drop and Trash Bin)	6804E	\$450.00	
<input type="checkbox"/>	Add Sanitizer Wipe Holder	6822	\$40.00	
<input type="checkbox"/>	Delete Sink	68956	\$-70.00	
<input type="checkbox"/>	Delete Faucet	68957	\$-50.00	
<input type="checkbox"/>	Delete Soap Dispenser	68958	\$-20.00	
<input type="checkbox"/>	Delete Stainless Waste Drop, Trash Bin and Cutout	68959	\$-40.00	
<input type="checkbox"/>	Delete Trash Cutout for CA4012 only	69000	N/C	

Cabinets will be manufactured with Standard Features if no options are indicated when order is placed.

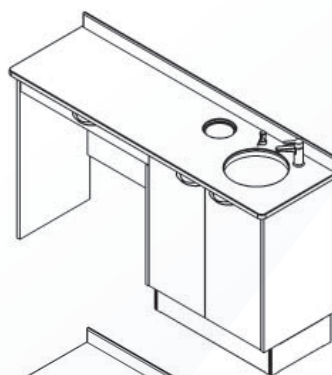
Series 4

36" Tall, 17" Deep Side Cabinets

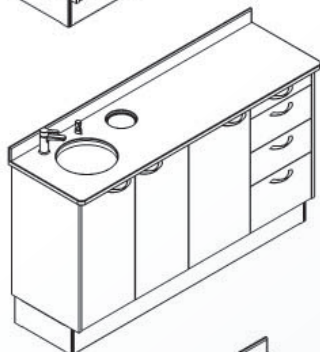
CD4101



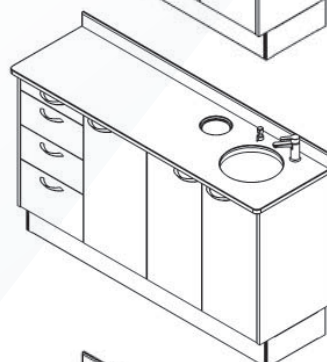
CD4100



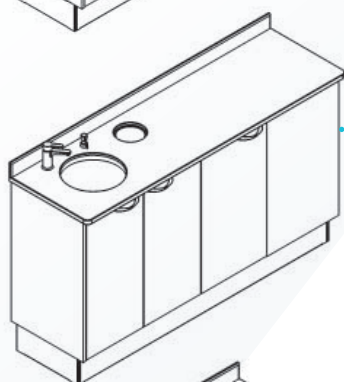
CA4101



CA4100



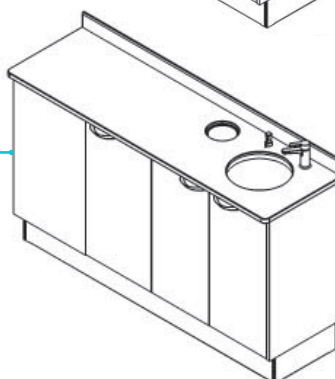
CA4105



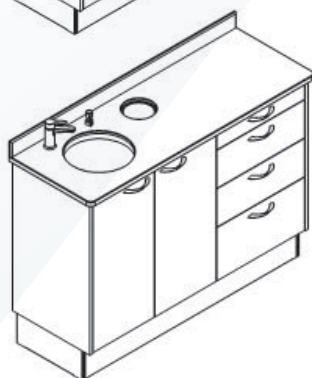
Side Facing
4 Drawer model



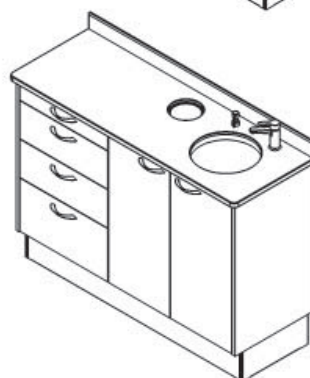
CA4104



CA4109



CA4108



CA4111



CA4110



CA4112



S- Standard Features ☐ - Select Your Option

Part Number	Retail Price	TOTAL
-------------	--------------	-------

Step 1 Select Your Side Cabinet Model

Series 4 63" Side Delivery Cabinet, 36" Tall, 32" Pencil Drawer, 28" Sink	<input type="checkbox"/>	Sink Right	CD4100	\$3,440.00	
	<input type="checkbox"/>	Sink Left	CD4101	\$3,440.00	
Series 4 63" Side Storage Cabinet, 36" Tall, 16" Front Drawer, 16" Door, 28" Sink	<input type="checkbox"/>	Sink Right	CA4100	\$4,720.00	
	<input type="checkbox"/>	Sink Left	CA4101	\$4,720.00	
Series 4 63" Side Storage Cabinet, 36" Tall 16" Side Drawer, 16" Door, 28" Sink	<input type="checkbox"/>	Sink Right	CA4104	\$4,720.00	
	<input type="checkbox"/>	Sink Left	CA4105	\$4,720.00	
Series 4 51" Side Storage Cabinet, 36" Tall 20" Drawer, 28" Sink	<input type="checkbox"/>	Sink Right	CA4108	\$4,100.00	
	<input type="checkbox"/>	Sink Left	CA4109	\$4,100.00	
Series 4 31" Side Storage Cabinet, 36" Tall, 28" Sink	<input type="checkbox"/>	Sink Right	CA4110	\$2,380.00	
	<input type="checkbox"/>	Sink Left	CA4111	\$2,380.00	
Series 4 23" Side Storage Cabinet, 36" Tall, Sink	<input type="checkbox"/>	Sink Center	CA4112	\$2,160.00	

Step 2 Select Your Cabinet Colors (See colors @dciedge.com/request-samples)

Wilsonart Laminate for Vertical Surface	<input type="checkbox"/>		N/C	
Wilsonart Solid Surface Countertop	<input type="checkbox"/>		N/C	

For custom laminate or solid surface colors please contact Customer Service for availability, pricing and lead time

Step 3 Configure Your Side Cabinet

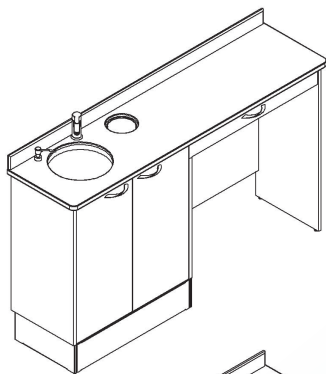
S	Solid Surface Counter Top		N/C	
S	Under Counter Mounted Stainless Steel Sink		N/C	
S	Chrome Faucet & Soap Dispenser		N/C	
S	Structural Powder Coated Steel Sub Base		N/C	
S	Soft Close Drawers and Doors		N/C	
S	Stainless Waste Drop with Trash Bin		N/C	
<input type="checkbox"/>	Tapmaster Handsfree Faucet Control	1555E	\$650.00	
<input type="checkbox"/>	Undermount Sharps & Waste Drop (in lieu of Stainless Waste Drop and Trash Bin)	6804E	\$450.00	
<input type="checkbox"/>	Add Sanitizer Wipe Holder	6822	\$40.00	
<input type="checkbox"/>	Delete Sink	68956	\$-70.00	
<input type="checkbox"/>	Delete Faucet	68957	\$-50.00	
<input type="checkbox"/>	Delete Soap Dispenser	68958	\$-20.00	
<input type="checkbox"/>	Delete Stainless Waste Drop, Trash Bin and Cutout	68959	\$-40.00	
<input type="checkbox"/>	Delete Trash Cutout for CA4112 only	69000	N/C	

Cabinets will be manufactured with Standard Features if no options are indicated when order is placed.

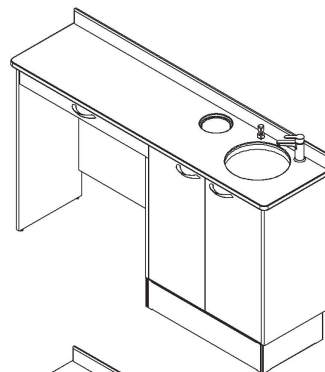
Series 4

36" Tall, 15" Deep Side Cabinets

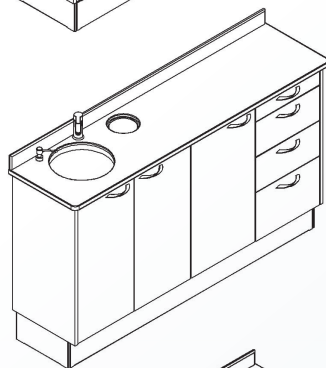
CD4301



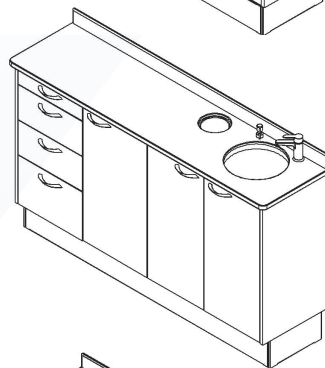
CD4300



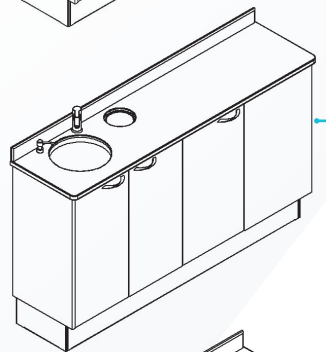
CA4301



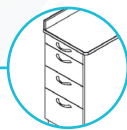
CA4300



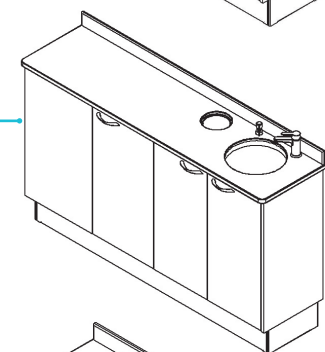
CA4305



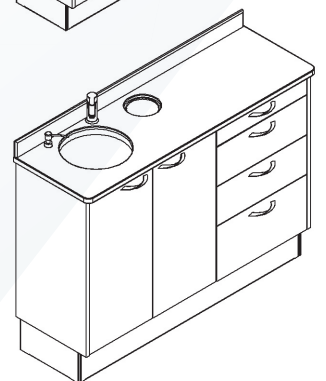
Side Facing
4 Drawer model



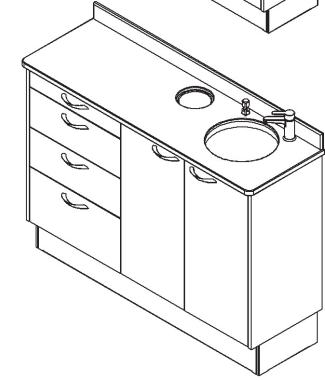
CA4304



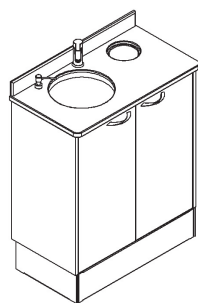
CA4309



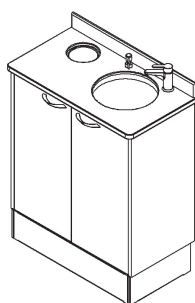
CA4308



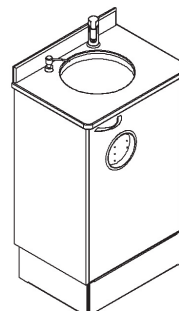
CA4311



CA4310



CA4312



S- Standard Features ☐ - Select Your Option

Part Number	Retail Price	TOTAL
-------------	--------------	-------

Step 1 Select Your Side Cabinet Model

Series 4 63" Side Delivery Cabinet, 36" Tall, 15" Deep, 32" Pencil Drawer, 28" Sink	<input type="checkbox"/>	Sink Right	CD4300	\$3,420.00	
	<input type="checkbox"/>	Sink Left	CD4301	\$3,420.00	
Series 4 63" Side Storage Cabinet, 36" Tall, 15" Deep, 16" Front Drawer, 16" Door, 28" Sink	<input type="checkbox"/>	Sink Right	CA4300	\$4,700.00	
	<input type="checkbox"/>	Sink Left	CA4301	\$4,700.00	
Series 4 63" Side Storage Cabinet, 36" Tall, 15" Deep, 16" Side Drawer, 16" Door, 28" Sink	<input type="checkbox"/>	Sink Right	CA4304	\$4,700.00	
	<input type="checkbox"/>	Sink Left	CA4305	\$4,700.00	
Series 4 51" Side Storage Cabinet, 36" Tall, 15" Deep, 20" Drawer, 28" Sink	<input type="checkbox"/>	Sink Right	CA4308	\$4,080.00	
	<input type="checkbox"/>	Sink Left	CA4309	\$4,080.00	
Series 4 31" Side Storage Cabinet, 36" Tall, 15" Deep, 28" Sink	<input type="checkbox"/>	Sink Right	CA4310	\$2,370.00	
	<input type="checkbox"/>	Sink Left	CA4311	\$2,370.00	
Series 4 23" Side Storage Cabinet, 36" Tall, 15" Deep, Sink	<input type="checkbox"/>	Sink Center	CA4312	\$2,150.00	

Step 2 Select Your Cabinet Colors (See colors dciedge.com/request-samples)

Wilsonart Laminate for Vertical Surfaces	<input type="checkbox"/>		N/C	
Wilsonart Solid Surface Countertop	<input type="checkbox"/>		N/C	

For custom laminate or solid surface colors please contact Customer Service for availability, pricing and lead time

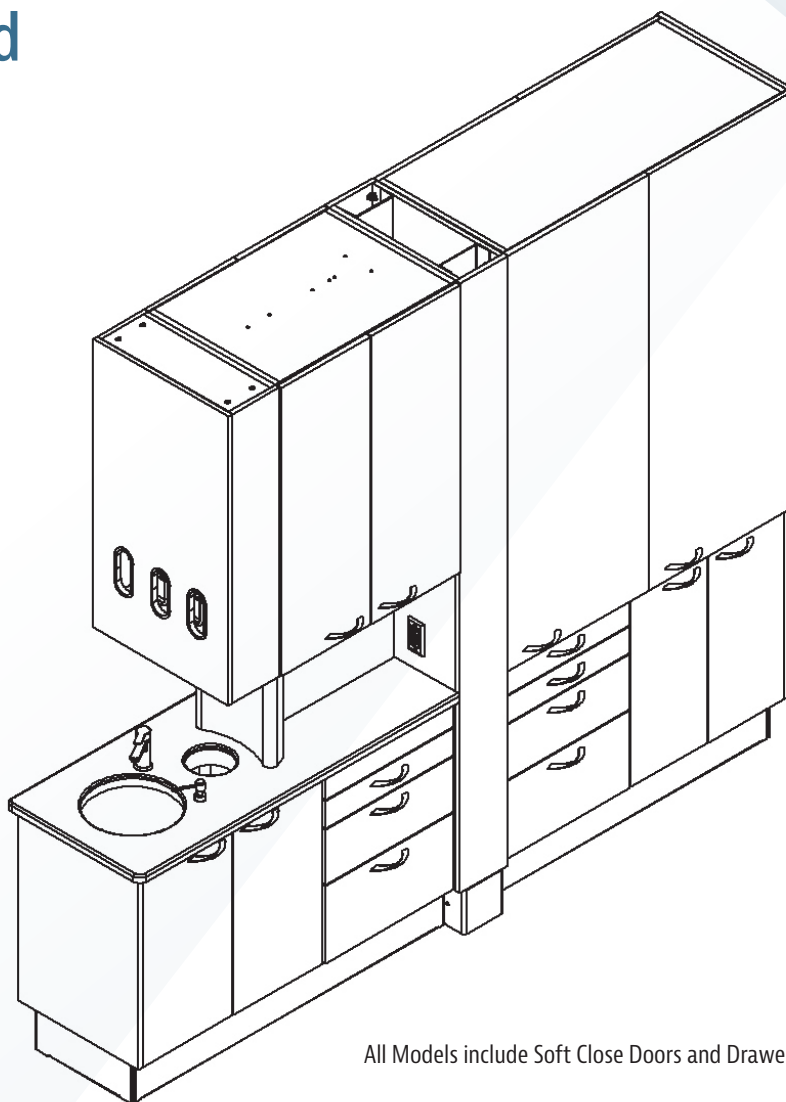
Step 3 Configure Your Side Cabinet

S	Solid Surface Counter Top		N/C	
S	Under Counter Mounted Stainless Steel Sink		N/C	
S	Chrome Faucet & Soap Dispenser		N/C	
S	Structural Powder Coated Steel Sub Base		N/C	
S	Soft Close Drawers and Doors		N/C	
S	Stainless Waste Drop with Trash Bin		N/C	
<input type="checkbox"/>	Tapmaster Handsfree Faucet Control	1555E	\$650.00	
<input type="checkbox"/>	Undermount Sharps & Waste Drop (in lieu of Stainless Waste Drop and Trash Bin)	6804E	\$450.00	
<input type="checkbox"/>	Add Sanitizer Wipe Holder	6822	\$40.00	
<input type="checkbox"/>	Delete Sink	68956	\$-70.00	
<input type="checkbox"/>	Delete Faucet	68957	\$-50.00	
<input type="checkbox"/>	Delete Soap Dispenser	68958	\$-20.00	
<input type="checkbox"/>	Delete Stainless Waste Drop, Trash Bin and Cutout	68959	\$-40.00	
<input type="checkbox"/>	Delete Trash Cutout for CA4312 only	69000	N/C	

Cabinets will be manufactured with Standard Features if no options are indicated when order is placed.

Series 4

88" Center Island



All Models include Soft Close Doors and Drawers

S- Standard Features ☐ - Select Your Option

		Part Number	Retail Price	TOTAL
Step 1 Select Your Cabinet				
Series 4 Center Island X-ray Concealment Doors on Upper, Storage Lower	<input type="checkbox"/>	CI4000	\$13,930.00	
Series 4 Center Island X-ray Concealment Doors on Upper, Delivery Lower	<input type="checkbox"/>	CI4001	\$13,060.00	
Series 4 Center Island Storage Upper, Storage Lower	<input type="checkbox"/>	CI4002	\$14,140.00	
Series 4 Center Island Storage Upper, Delivery Lower	<input type="checkbox"/>	CI4003	\$13,600.00	
Series 4 Center Island Front Section Only	<input type="checkbox"/>	CI4004	\$8,930.00	

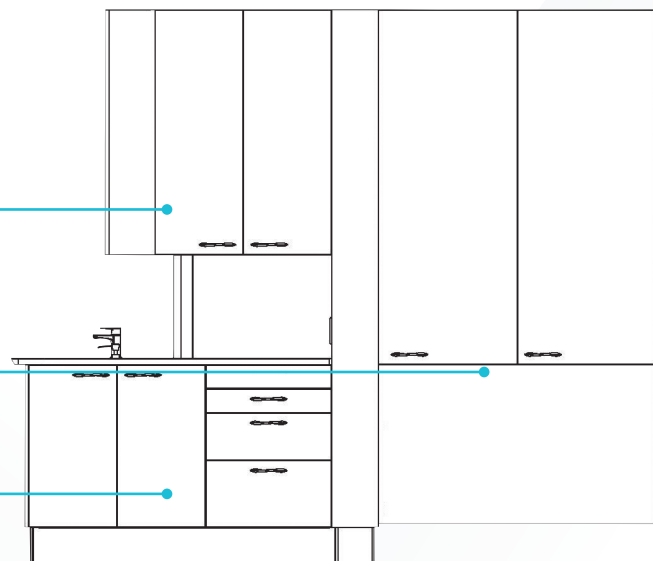
		Part Number	Retail Price	TOTAL
Step 2 Select Your Cabinet Colors (See colors dciedge.com/request-samples)				
Wilsonart Laminate for Vertical Surfaces	<input type="checkbox"/>		Included	
Wilsonart Solid Surface Countertop	<input type="checkbox"/>		Included	

For custom laminate or solid surface colors please contact Customer Service for availability, pricing & lead times.

Step 1 Select Your Center Island

Step 3 Configure Your Delivery Options

Step 4 Configure Center Island



Part Number	Retail Price	TOTAL
-------------	--------------	-------

Step 3 Configure Your Delivery

Module for Left Delivery (available for CI4001 AND CI4003 only)	<input type="checkbox"/>	68577	N/C	
Module for Right Delivery (available for CI4001 AND CI4003 only)	<input type="checkbox"/>	68576	N/C	

Step 4 Configure Your Center Island

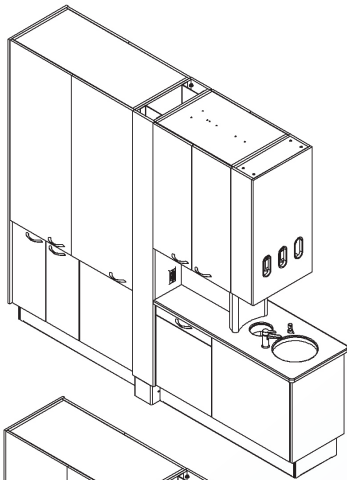
S	Stainless Steel Backsplash		N/C	
S	Glove, Cup and Towel Dispenser		N/C	
S	Solid Surface Counter Top		N/C	
S	Under Counter Mounted Stainless Steel Sink		N/C	
S	Chrome Faucet & Soap Dispenser		N/C	
S	Structural Powder Coated Steel Sub Base		N/C	
S	Soft Close Drawers and Doors		N/C	
S	Stainless Waste Drop with Trash Bin		N/C	
<input type="checkbox"/>	Add Undermount Sharps and Waste Drop (in lieu of Stainless Waste Drop and Trash Bin)	6804E	\$450.00	
<input type="checkbox"/>	Add Lead Lining	68551-CI	\$2,590.00	
<input type="checkbox"/>	Add Tapmaster Handsfree Faucet Control	1555E	\$650.00	
<input type="checkbox"/>	Delete Sink	68956	\$-70.00	
<input type="checkbox"/>	Delete Faucet	68957	\$-50.00	
<input type="checkbox"/>	Delete Soap Dispenser	68958	\$-20.00	
<input type="checkbox"/>	Delete Stainless Steel Waste Drop, Trash Bin and Cutout	68959	\$-40.00	

Step 5 Add a Light

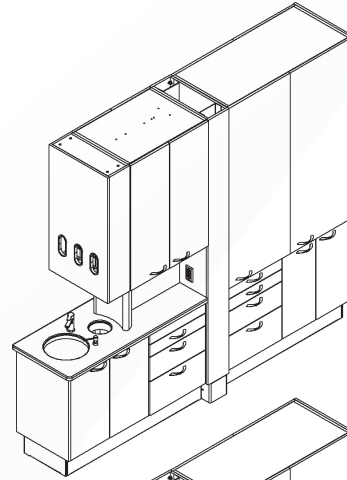
Cabinet Mount Series 4 Light, 115V	<input type="checkbox"/>	LX4000	White	\$4,410.00	
	<input type="checkbox"/>	LX4050	Gray	\$4,410.00	
Cabinet Mount Series 5 Light, 115V	<input type="checkbox"/>	LX5000	White	\$5,050.00	
	<input type="checkbox"/>	LX5050	Gray	\$5,050.00	

Cabinets will be manufactured with Standard Features if no options are indicated when order is placed.

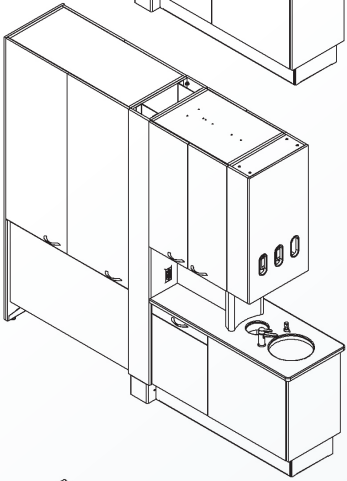
Series 4 Center Island Cabinets



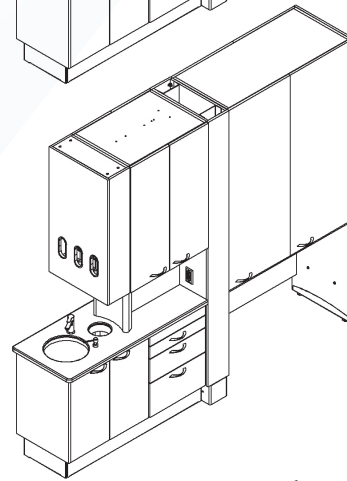
CI4000



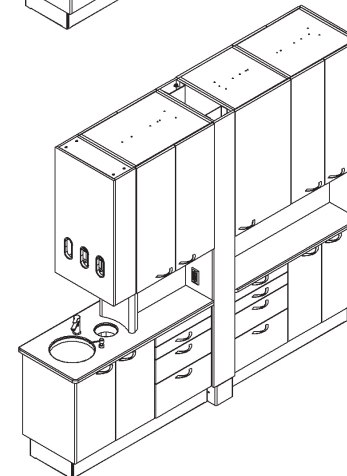
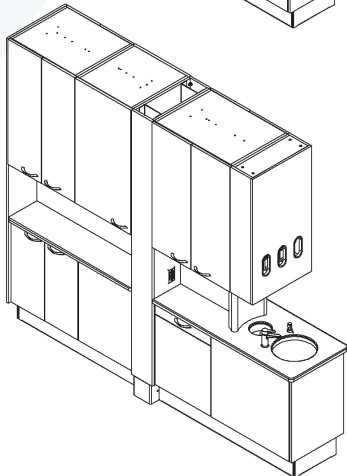
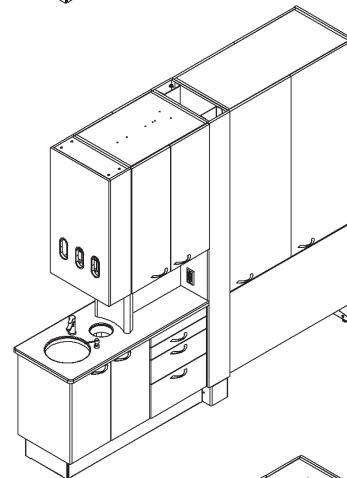
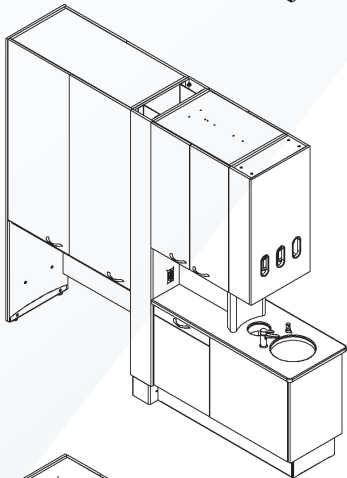
CI4001
Left Delivery



CI4001
Right Delivery

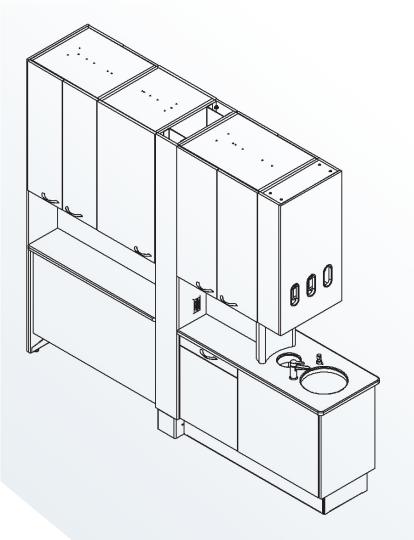


CI4002
Storage Cabinet

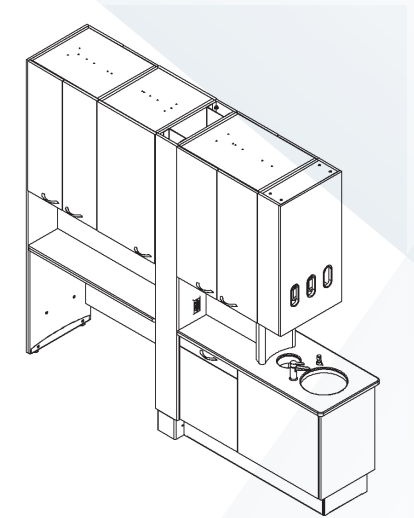
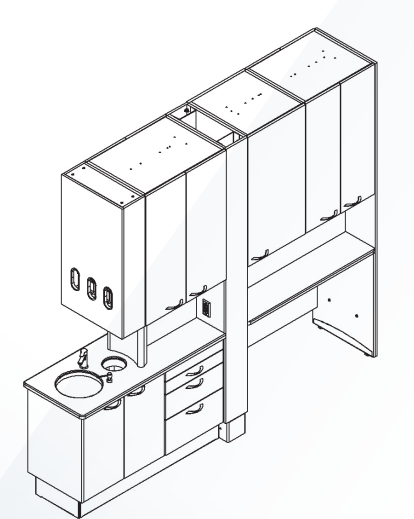


Series 4

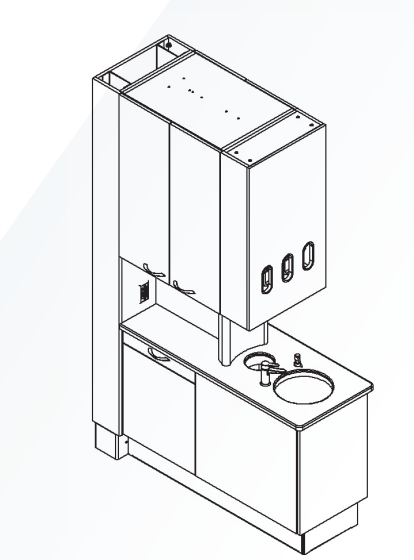
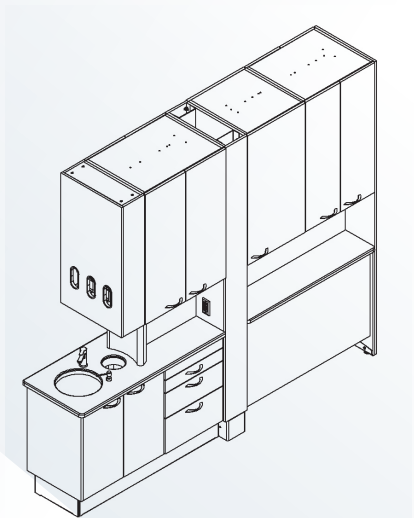
Center Island Cabinets



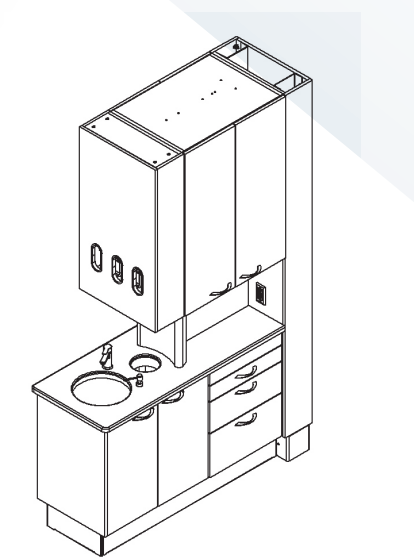
CI4003
Left Delivery



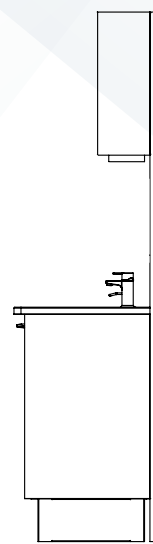

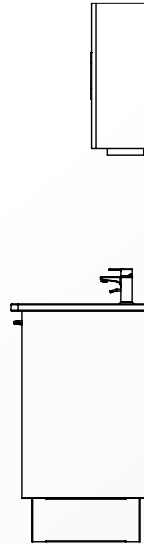
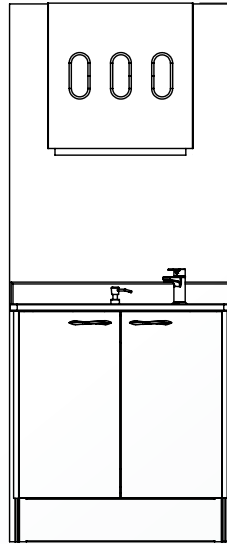
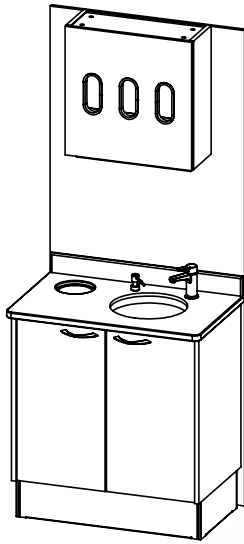
CI4003
Right Delivery



CI4004



Series 4 32" Tall, 17" Deep T-Wall Cabinets



TW4010

Series 432" Tall, 30.5" Wide,
17" Deep T-Wall

TW4012

Series 4 32" Tall, 22.75" Wide,
17" Deep T-Wall

S- Standard Features ☐ - Select Your Option

Part Number	Retail Price	TOTAL
-------------	--------------	-------

Step 1 Select Your Side Cabinet Model

Series 4 32" Tall, 30.5" Wide, 17" Deep T-Wall	<input type="checkbox"/> Waste Drop Left	TW4010	\$3,460.00	
	<input type="checkbox"/> Waste Drop Right	TW4011	\$3,460.00	
Series 4 32" Tall, 22.75" Wide, 17" Deep T-Wall	<input type="checkbox"/> Waste Drop Front Left	TW4012	\$3,190.00	

Step 2 Configure Your Upper

<input type="checkbox"/> 20" Tall Glove, Cup + Towel Dispenser (standard)	68331-20	N/C	
<input type="checkbox"/> 24" Tall Glove, Cup + Towel Dispenser	68331-24	\$40.00	
<input type="checkbox"/> 30" Tall Glove, Cup + Towel Dispenser	68331-30	\$60.00	

Step 3 Select Your Cabinet Colors (See colors dciedge.com/request-samples)

Wilsonart Laminate for Vertical Surfaces	<input type="checkbox"/>	N/C	
Wilsonart Solid Surface Countertop Selection	<input type="checkbox"/>	N/C	

For custom laminate or solid surface colors please contact Customer Service for availability, pricing and lead times

Step 4 Configure Your T-Wall Cabinet

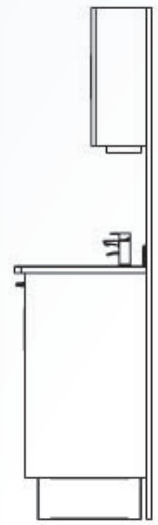
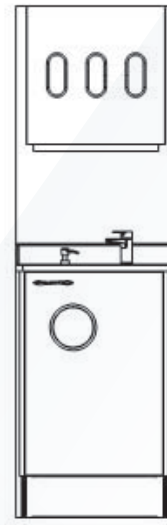
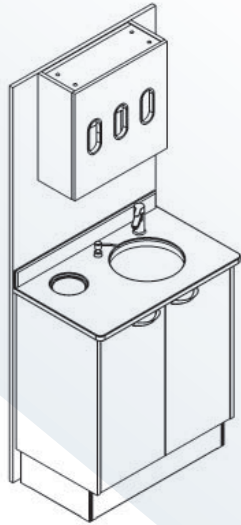
S Solid Surface Counter Top		N/C	
S Under Counter Mounted Stainless Steel Sink		N/C	
S Chrome Faucet & Soap Dispenser		N/C	
S Structural Powder Coated Steel Sub Base		N/C	
S Soft Close Drawers and Doors		N/C	
S Stainless Waste Drop with Trash Bin		N/C	
<input type="checkbox"/> Tapmaster Handsfree Faucet Control	1555E	\$650.00	
<input type="checkbox"/> Undermount Sharps and Waste Drop (in lieu of Stainless Waste Drop and Trash Bin)	6804E	\$450.00	
<input type="checkbox"/> Delete Sink	68956	\$-70.00	
<input type="checkbox"/> Delete Faucet	68957	\$-50.00	
<input type="checkbox"/> Delete Soap Dispenser	68958	\$-20.00	
<input type="checkbox"/> Delete Stainless Waste Drop, Trash Bin and Cutout	68959	\$-40.00	
<input type="checkbox"/> Delete Trash Cutout for TW4012 only	69000	N/C	

Cabinets will be manufactured with Standard Features if no options are indicated when order is placed.

dciedge.com | 844-854-8555

Series 4

36" Tall, 17" Deep T-Wall Cabinets



TW4110

Series 4 36" Tall, 30.5" Wide, 17" Deep T-Wall

TW4112

Series 4 336" Tall, 22.75" Wide, 17" Deep T-Wall

S- Standard Features ☐ - Select Your Option

Part Number	Retail Price	TOTAL
-------------	--------------	-------

Step 1 Select Your Side Cabinet Model

Series 4 36" Tall, 30.5" Wide, 17" Deep T-Wall	<input type="checkbox"/>	Waste Drop Left	TW4110	\$3,550.00	
	<input type="checkbox"/>	Waste Drop Right	TW4111	\$3,550.00	
Series 4 36" Tall, 22.75" Wide, 17" Deep T-Wall	<input type="checkbox"/>	Waste Drop Front Left	TW4112	\$3,280.00	

Step 2 Configure Your Upper

<input type="checkbox"/>	20" Tall Glove, Cup + Towel Dispenser (Standard)	68331-20	N/C	
<input type="checkbox"/>	24" Tall Glove, Cup + Towel Dispenser	68331-24	\$40.00	
<input type="checkbox"/>	30" Tall Glove, Cup + Towel Dispenser	68331-30	\$60.00	

Step 3 Select Your Cabinet Colors (See colors @ dciedge.com/request-samples)

Wilsonart Laminate for Vertical Surfaces	<input type="checkbox"/>		N/C	
Wilsonart Solid Surface Countertop Selection	<input type="checkbox"/>		N/C	

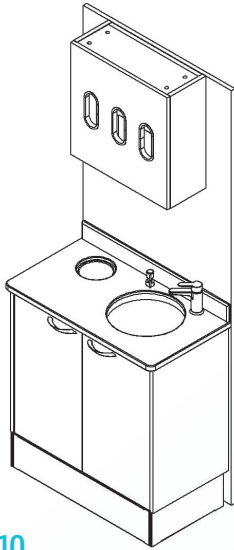
For custom laminate or solid surface colors please contact Customer Service for availability, pricing and lead times

Step 4 Configure Your Side Cabinet

S	Solid Surface Counter Top		N/C	
S	Under Counter Mounted Stainless Steel Sink		N/C	
S	Chrome Faucet & Soap Dispenser		N/C	
S	Structural Powder Coated Steel Sub Base		N/C	
S	Soft Close Drawers and Doors		N/C	
S	Stainless Waste Drop with Trash Bin		N/C	
S	Tapmaster Handsfree Faucet Control	1555E	\$650.00	
<input type="checkbox"/>	Undermount Sharps and Waste Drop (in lieu of Stainless Waste Drop and Trash Bin)	6804E	\$450.00	
<input type="checkbox"/>	Delete Sink	68956	\$-70.00	
<input type="checkbox"/>	Delete Faucet	68957	\$-50.00	
<input type="checkbox"/>	Delete Soap Dispenser	68958	\$-20.00	
<input type="checkbox"/>	Delete Stainless Waste Drop, Trash Bin and Cutout	68959	\$-40.00	
<input type="checkbox"/>	Delete Trash Cutout for TW4112 only	69000	N/C	

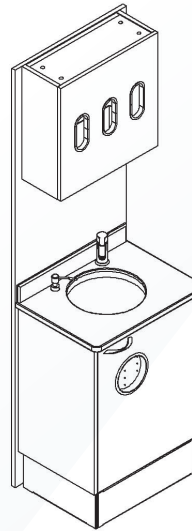
Cabinets will be manufactured with Standard Features if no options are indicated when order is placed.

Series 4 32" Tall, 15" Deep" T-Wall Cabinets



TW4210

Series 4 32" Tall, 30.5" Wide, 15" Deep T-Wall



TW4212

Series 4 32" Tall, 22.75" Wide, 15" Deep T-Wall

S- Standard Features ☐ - Select Your Option

Part Number	Retail Price	TOTAL
-------------	--------------	-------

Step 1 Select Your Side Cabinet Model

Series 4 32" Tall, 30.5" Wide, 15" Deep T-Wall	<input type="checkbox"/>	Waste Drop Left	TW4210	\$3,450.00	
	<input type="checkbox"/>	Waste Drop Right	TW4211	\$3,450.00	
Series 4 32" Tall, 22.75" Wide, 15" Deep T-Wall	<input type="checkbox"/>	Waste Drop Front Left	TW4212	\$3,180.00	

Step 2 Configure Your Upper

<input type="checkbox"/>	20" Tall Glove, Cup + Towel Dispenser (Standard)	68331-20	N/C	
<input type="checkbox"/>	24" Tall Glove, Cup + Towel Dispenser	68331-24	\$40.00	
<input type="checkbox"/>	30" Tall Glove, Cup + Towel Dispenser	68331-30	\$60.00	

Step 3 Select Your Cabinet Colors (See colors dciedge.com/request-samples)

Wilsonart Laminate for Vertical Surfaces	<input type="checkbox"/>		N/C	
Wilsonart Solid Surface Countertop Selection	<input type="checkbox"/>		N/C	

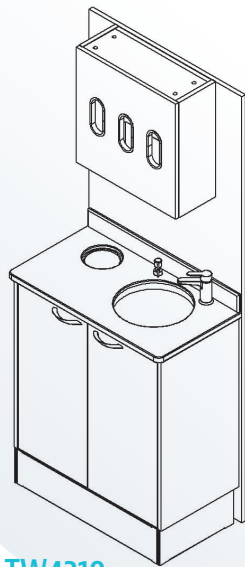
For custom laminate or solid surface colors please contact Customer Service for availability, pricing and lead times

Step 4 Configure Your T-Wall Cabinet

S	Solid Surface Counter Top		N/C	
S	Under Counter Mounted Stainless Steel Sink		N/C	
S	Chrome Faucet & Soap Dispenser		N/C	
S	Structural Powder Coated Steel Sub Base		N/C	
S	Soft Close Drawers and Doors		N/C	
S	Stainless Waste Drop with Trash Bin		N/C	
<input type="checkbox"/>	Tapmaster Handsfree Faucet Control	1555E	\$650.00	
<input type="checkbox"/>	Undermount Sharps and Waste Drop (in lieu of Stainless Waste Drop and Trash Bin)	6804E	\$450.00	
<input type="checkbox"/>	Delete Sink	68956	\$-70.00	
<input type="checkbox"/>	Delete Faucet	68957	\$-50.00	
<input type="checkbox"/>	Delete Soap Dispenser	68958	\$-20.00	
<input type="checkbox"/>	Delete Stainless Waste Drop, Trash Bin and Cutout	68959	\$-40.00	
<input type="checkbox"/>	Delete Trash Cutout for TW4212 only	69000	N/C	

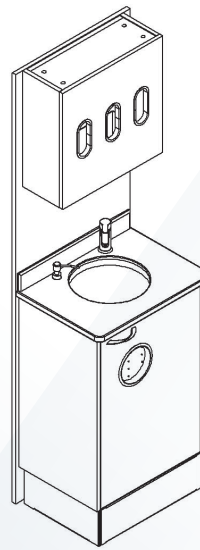
Cabinets will be manufactured with Standard Features if no options are indicated when order is placed.

Series 4 36" Tall, 15" Deep T-Wall Cabinets



TW4310

Series 4 36" Tall, 30.5" Wide, 15" Deep T-Wall



TW4312

Series 4 36" Tall, 22.75" Wide, 15" Deep T-Wall

S- Standard Features ☐ - Select Your Option

Part Number	Retail Price	TOTAL
-------------	--------------	-------

Step 1 Select Your Side Cabinet Model

Series 4 36" Tall, 30.5" Wide, 15" Deep T-Wall	<input type="checkbox"/>	Waste Drop Left	TW4310	\$3,540.00	
	<input type="checkbox"/>	Waste Drop Right	TW4311	\$3,540.00	
Series 4 36" Tall, 22.75" Wide, 15" Deep T-Wall	<input type="checkbox"/>	Waste Drop Front Left	TW4312	\$3,270.00	

Step 2 Configure Your Upper

<input type="checkbox"/>	20" Tall Glove, Cup + Towel Dispenser (Standard)	68331-20	N/C	
<input type="checkbox"/>	24" Tall Glove, Cup + Towel Dispenser	68331-24	\$40.00	
<input type="checkbox"/>	30" Tall Glove, Cup + Towel Dispenser	68331-30	\$60.00	

Step 3 Select Your Cabinet Colors (See colors dciedge.com/request-samples)

Wilsonart Laminate for Vertical Surfaces	<input type="checkbox"/>		N/C	
Wilsonart Solid Surface Countertop Selection	<input type="checkbox"/>		N/C	

For custom laminate or solid surface colors please contact Customer Service for availability, pricing and lead times

Step 4 Configure Your T-Wall Cabinet

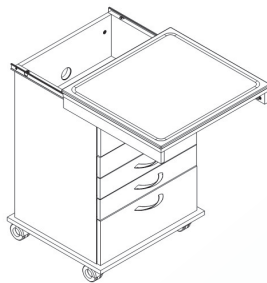
S	Solid Surface Counter Top		N/C	
S	Under Counter Mounted Stainless Steel Sink		N/C	
S	Chrome Faucet & Soap Dispenser		N/C	
S	Structural Powder Coated Steel Sub Base		N/C	
S	Soft Close Drawers and Doors		N/C	
S	Stainless Waste Drop with Trash Bin		N/C	
<input type="checkbox"/>	Tapmaster Handsfree Faucet Control	1555E	\$650.00	
<input type="checkbox"/>	Undermount Sharps and Waste Drop (in lieu of Stainless Waste Drop and Trash Bin)	6804E	\$450.00	
<input type="checkbox"/>	Delete Sink	68956	\$-70.00	
<input type="checkbox"/>	Delete Faucet	68957	\$-50.00	
<input type="checkbox"/>	Delete Soap Dispenser	68958	\$-20.00	
<input type="checkbox"/>	Delete Stainless Waste Drop, Trash Bin and Cutout	68959	\$-40.00	
<input type="checkbox"/>	Delete Trash Cutout for TW4312 only	69000	N/C	

Cabinets will be manufactured with Standard Features if no options are indicated when order is placed.

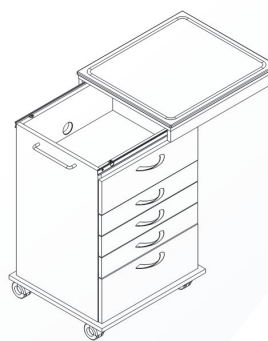
Mobile Carts



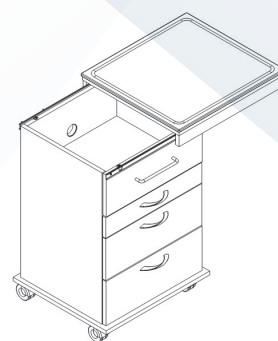
CK400-22



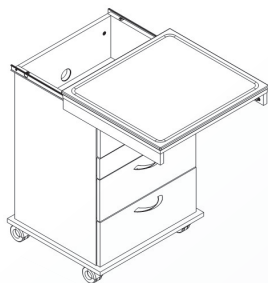
CK401-22



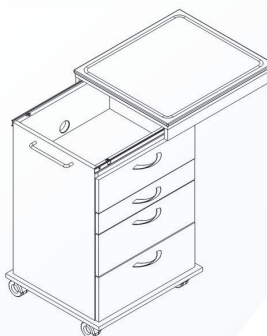
CK402-22



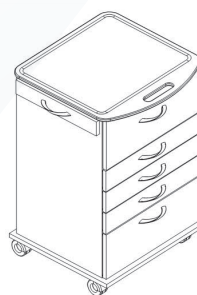
CK403-22



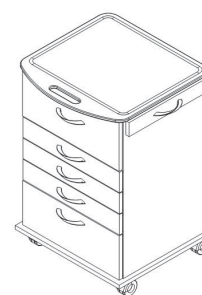
CK404-22



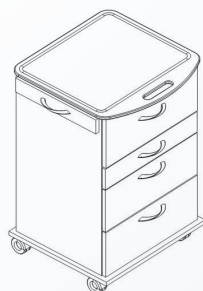
CK405-22



CK420-22




CK421-22



CK422-22



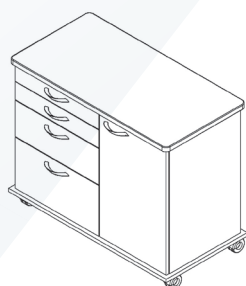
CK423-22



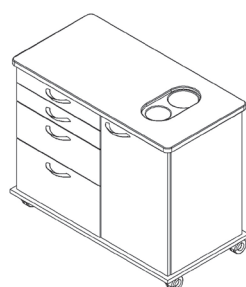
CK440-22



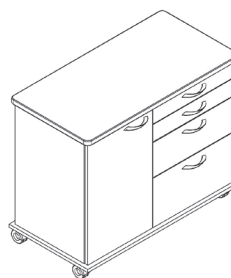
CK441-22



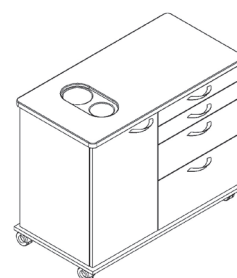
CK450



CK450-SH



CK451



CK451-SH

S- Standard Features ☐ - Select Your Option

Part Number	Width		Retail Price	TOTAL
-------------	-------	--	--------------	-------

Step 1 Select Your Mobile Cart

Alabama Cart w/o Flip Down, 3 - 3.5" Drawers, 1 - 8" Drawer	<input type="checkbox"/>	CK400-22	22"	Left-Right Slide	\$2,160.00	
	<input type="checkbox"/>	CK401-22	22.5"	Front-Back Slide	\$2,160.00	
Alabama Cart w/o Flip Down, 1 - 3.5" Drawer, 1 - 7.5" Drawer, 1 - 8" Drawer	<input type="checkbox"/>	CK403-22	22"	Left-Right Slide	\$2,160.00	
	<input type="checkbox"/>	CK404-22	22.5"	Front-Back Slide	\$2,160.00	
Alabama Cart w/ Flip Down, 3 - 3.5" Drawers, 1 - 7.5" Drawer, 1 - 8" Drawer	<input type="checkbox"/>	CK402-18	18"	Left-Right Slide	\$2,100.00	
	<input type="checkbox"/>	CK402-22	22"		\$2,220.00	
	<input type="checkbox"/>	CK402-26	26"		\$2,330.00	
Alabama Cart w/ Flip Down, 1 - 3.5" Drawer, 1 - 7.5" Drawer, 1 - 8" Drawer	<input type="checkbox"/>	CK405-18	18"	Left-Right Slide	\$2,100.00	
	<input type="checkbox"/>	CK405-22	22"		\$2,220.00	
	<input type="checkbox"/>	CK405-26	26"		\$2,330.00	
North Carolina Cart w/ Pullout Flip Down, 3 - 3.5" Drawers, 1 - 8" Drawer	<input type="checkbox"/>	CK420-18	18"	Pullout Shelf Left	\$2,100.00	
	<input type="checkbox"/>	CK420-22	22"		\$2,220.00	
	<input type="checkbox"/>	CK420-26	26"		\$2,330.00	
North Carolina Cart w/ Pullout Flip Down, 3 - 3.5" Drawers, 1 - 8" Drawer	<input type="checkbox"/>	CK421-18	18"	Pullout Shelf Right	\$2,100.00	
	<input type="checkbox"/>	CK421-22	22"		\$2,220.00	
	<input type="checkbox"/>	CK421-26	26"		\$2,330.00	
North Carolina Cart w/ Pullout Flip Down, 1 - 3.5" Drawer, 1 - 7.5" Drawer, 1 - 8" Drawer	<input type="checkbox"/>	CK422-18	18"	Pullout Shelf Left	\$2,100.00	
	<input type="checkbox"/>	CK422-22	22"		\$2,220.00	
	<input type="checkbox"/>	CK422-26	26"		\$2,330.00	
North Carolina Cart w/ Pullout Flip Down, 1 - 3.5" Drawer, 1 - 7.5" Drawer, 1 - 8" Drawer	<input type="checkbox"/>	CK423-18	18"	Pullout Shelf Right	\$2,100.00	
	<input type="checkbox"/>	CK423-22	22"		\$2,220.00	
	<input type="checkbox"/>	CK423-26	26"		\$2,330.00	
Doctor's Cart 3 - 3.5" Drawers, 1 - 7.5" Drawer, 1 - 8" Drawer	<input type="checkbox"/>	CK440-18	18"		\$2,050.00	
	<input type="checkbox"/>	CK440-22	22"		\$2,160.00	
	<input type="checkbox"/>	CK440-26	26"		\$2,270.00	
Doctor's Cart 1 - 3.5" Drawer, 1 - 7.5" Drawer, 1 - 8" Drawer	<input type="checkbox"/>	CK441-18	18"		\$2,050.00	
	<input type="checkbox"/>	CK441-22	22"		\$2,160.00	
	<input type="checkbox"/>	CK441-26	26"		\$2,270.00	
Mobile Cart 20" Wide - 4 Drawer Module Left, 16" Wide - Door Module Right	<input type="checkbox"/>	CK450	37.5"	No Sharps	\$3,340.00	
	<input type="checkbox"/>	CK450-SH	37.5"	Sharps Right	\$3,780.00	
Mobile Cart 20" Wide - 4 Drawer Module Right, 16" Wide - Door Module Left	<input type="checkbox"/>	CK451	37.5"	No Sharps	\$3,340.00	
	<input type="checkbox"/>	CK451-SH	37.5"	Sharps Left	\$3,780.00	

Step 2 Configure Your Mobile Cart

Add Sanitizer Wipe Holder	<input type="checkbox"/>	6822	N/A	\$40.00	
---------------------------	--------------------------	------	-----	---------	--

Step 3 Select Your Cabinet Colors (See colors @ dciedge.com/request-samples)

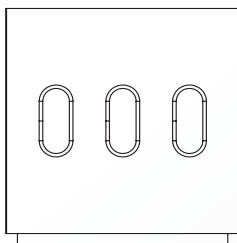
Wilsonart Laminate for Vertical Surfaces	<input type="checkbox"/>		N/C	
Wilsonart Solid Surface Countertop	<input type="checkbox"/>		N/C	

Mobile Cart height is 33"

For custom laminate or solid surface colors please contact Customer Service for availability, pricing and lead times

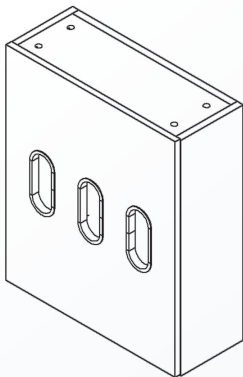
Wall Light Housing Cabinet With Glove & Towel Dispenser

Space saving design houses Wall Light transformer and mounting board while providing Glove and Towel Dispensers.

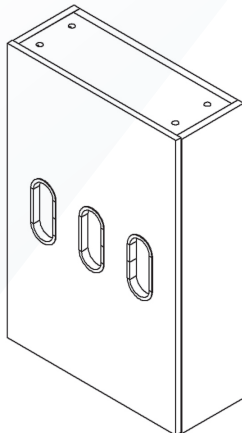


68331-20

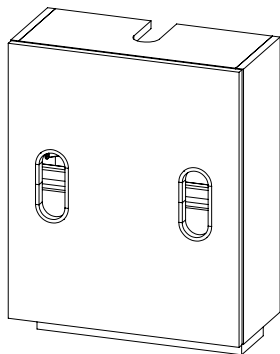
* Replaces PN 68331



68331-24



68331-30



CS1LIGHTGLOVE

S- Standard Features ☐ - Select Your Option

		Part Number	Retail Price	TOTAL
Step 1 Select Your Wall Mount Light Cabinet				
Wall Light Housing Cabinet w/Glove & Towel (24" x 9.5" x 20.5")	<input type="checkbox"/>	CS1LIGHTGLOVE	\$770.00	
20" Tall Glove, Cup + Towel Dispenser (20" x 8" x 20")	<input type="checkbox"/>	68331-20	\$770.00	
24" Tall Glove, Cup + Towel Dispenser (24" x 8" x 20")	<input type="checkbox"/>	68331-24	\$800.00	
30" Tall Glove, Cup + Towel Dispenser (30" x 8" x 20")	<input type="checkbox"/>	68331-30	\$830.00	

Step 2 Select Your Cabinet Colors (See colors dciedge.com/request-samples)				
Wilsonart Laminate for Vertical Surfaces	<input type="checkbox"/>		Included	

- * For custom laminate or solid surface colors please contact Customer Service for availability, pricing and lead times
- * For additional Upper Storage options contact your DCI Edge Regional Sales Manager and request a quote.

FIND THE PERFECT COLOR

READY TO DESIGN THE PERFECT OPERATORY?

We make it easy for you to bring your vision to life. Bright & bold or chic & savvy, we offer an extensive selection of upholstery, cabinet and countertop design options. If you can imagine it, we can supply it.



Choose and order your color samples at

dciedge.com/request-samples



Laminate Selections for Vertical Surfaces



Graphite Nebula



Ebony Char



Skyline Walnut




Weathered Char



Carbon EV



Cosmic Strandz



Satin Stainless



Nightfall



Blackbird



Sterling Ash



Columbian Walnut




Shaker Cherry



Uptown Walnut



High Line




Italian Silver Ash



Studio Teak



5th Ave Elm



Battleship



Mushroom



High Rise



Vapor Strandz




Fusion Maple




Beigewood



Asian Sand




Phantom Pearl



Magnolia



Linen



Designer White Gloss


Solid Surface Selections for Countertops



Midnight Melange



Quarry Melange



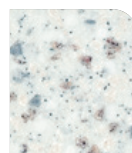
Marzipan Mirage



Arctic Melange




Avalanche Melange




Bluestone



Angel Falls




Zen Grey




Soothing Grey




Steel Grey Tempest




Milk Glass Spectra




Coconut Oil



Morning Ice




Designer White



Frosty White Mirage



Paris Fog



Dusk Ice



Blanco Riverstone



Flint Rock



Silver Smoke

Sterilization Center

Sterilize with Style

With DCI Edge, you can create a Sterilization Center that fits the needs of your practice. All options feature a process based flow, to keep your productivity high and your risk extremely low.



Receiving, Cleaning & Decontamination



Preparation & Packaging



Sterilization



Sterile Storage & Make Ready

For Sterilization Centers or Custom Cabinet Configurations contact your DCI Edge Regional Sales Manager and request a quote.

Standard Features

Solid surface counter & tower slides

Undermount stainless steel sink & single integrated drainboards

Instrument sterilization workflow designed to follow CDC guidelines

Soap dispenser and pull down spray faucet

Waterproof material used in sink module and sterilization tower to guarantee protection

Two pull out & flip down drawers for extra space to wrap cassettes

Steel 6" subbase on all modules

Available Upgrades

Factory installed VistaPure™ Water Purification System for optimal dental sterilization

Dual electrical outlets with Air QD to connect accessories

Storage with red and blue lighting, and LED task lighting

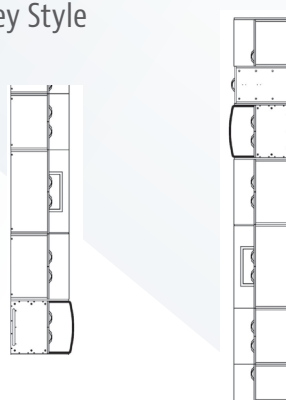
Infinity Edge solid surface countertops

Tapmaster to operate sink

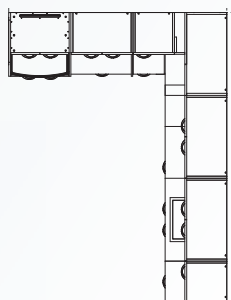
Straight Run



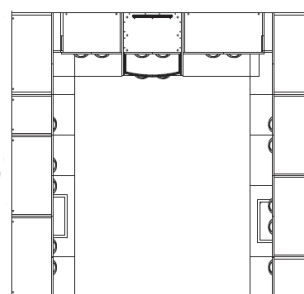
Galley Style



L Shape

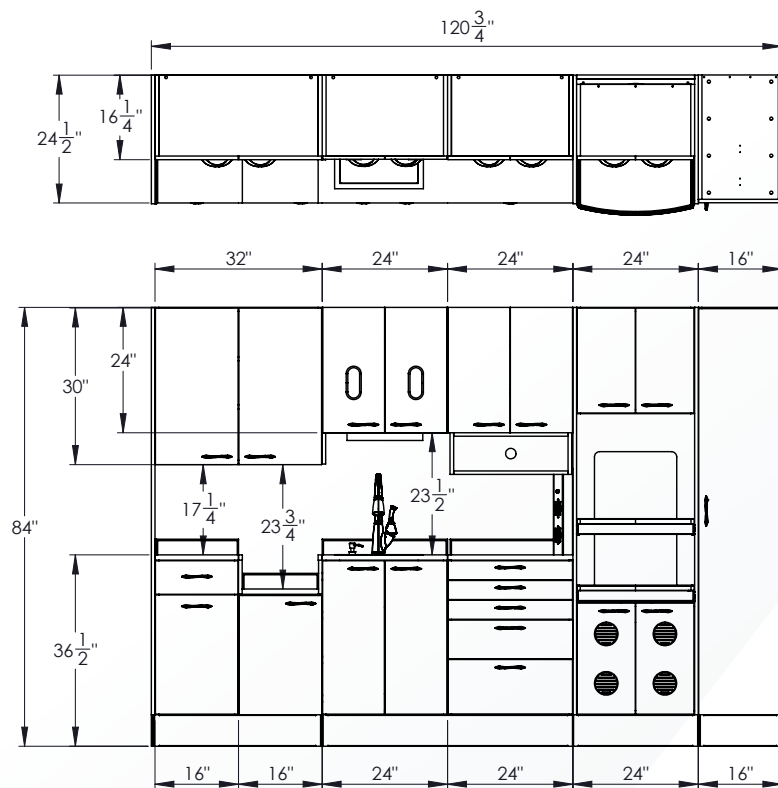


U Shape



Series 4

10-foot Sterilization Cabinet



In some configurations, end panels are used. Each panel will add to the length by .69" or 17.5mm.

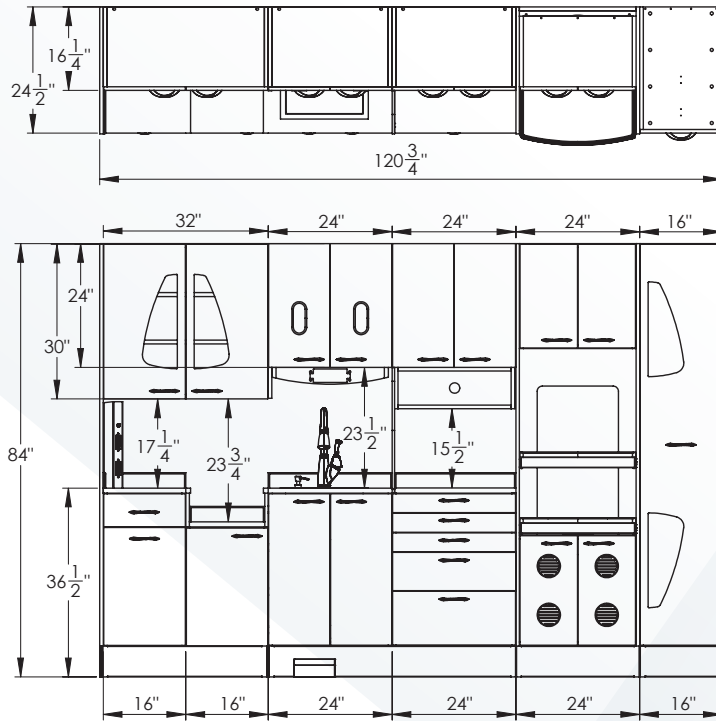
CS4 10ft	Module Price	\$21,100.00
	Options Price	\$0.00
		\$21,100.00

		Width
Example - Modules 10' Series 4 Sterilization Cabinet		
Waste Module w/1 Drawer - 1 Pullout Bin		16
Ultrasonic Drop Down w/ Door		16
Sink Module		24
Sink Basin		19
Wrapping Station Module		24
Sterilization Tower- 1 Large 1 Cassette		24
Hinged Sterile Storage Module		16
30" Tall Upper Door Module		32
24" Tall Upper Door Module w/ Glove & Towel		24
Total Module Price		\$21,100.00

For Sterilization Centers or Custom Cabinet Configurations contact your DCI Edge Regional Sales Manager and request a quote.

Series 5

10-foot Sterilization Cabinet



CS5 10ft	Module Price	\$24,480.00
	Options Price	\$10,250.00
		\$34,730.00

In some configurations, end panels are used. Each panel will add to the length by .69" or 17.5mm.

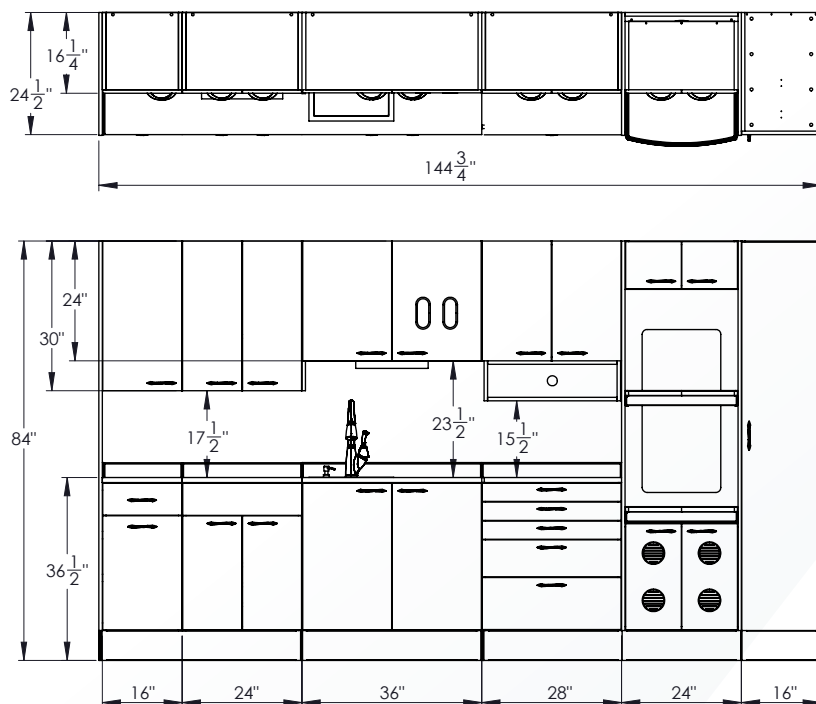
	Width
Example - Modules 10' Series 5 Sterilization Cabinet	
Waste Module w/1 Drawer - 1 Pullout Bin	16
Ultrasonic Drop Down w/ Door	16
Sink Module	24
Sink Basin	19
Wrapping Station Module w/ Divider	24
Sterilization Tower- 1 Large 1 Cassette	24
Pull Out Sterile Storage Module w/ Blue Lights	16
30" Tall Upper Door Module w/Red Lights	32
24" Tall Upper Door Module w/ Clock Module and Glove/Towel	24
Total Module Price	\$24,480.00

	Part Number	Qty	Retail
Upgrade Options Shown 10' Series 5 Sterilization Cabinet			
Infinity Edge Countertop	CS70000	1	\$300.00
Corner Electric Outlets & Air Quick Connect	CS70003	1	\$650.00
Task Lighting	CS70004	1	\$1,640.00
Tapmaster	CS70002	1	\$700.00
Glass Cutouts on Upper Doors (includes 1 door)	CS70005	2	\$540.00
Glass Cutouts for Clean Storage Door (2 glass panel, 1 door)	CS70006	1	\$540.00
Vacuum QD Valve, Sink Mounted	CS70007	1	\$180.00
VistaPure Water Filtration System	CS70020	1	\$4,400.00
VistaCool Single Autoclave	CS70023	1	\$1,300.00
Total Options Price			\$10,250.00

For Sterilization Centers or Custom Cabinet Configurations contact your DCI Edge Regional Sales Manager and request a quote.

Series 4

12-foot Sterilization Cabinet



In some configurations, end panels are used. Each panel will add to the length by .69" or 17.5mm.

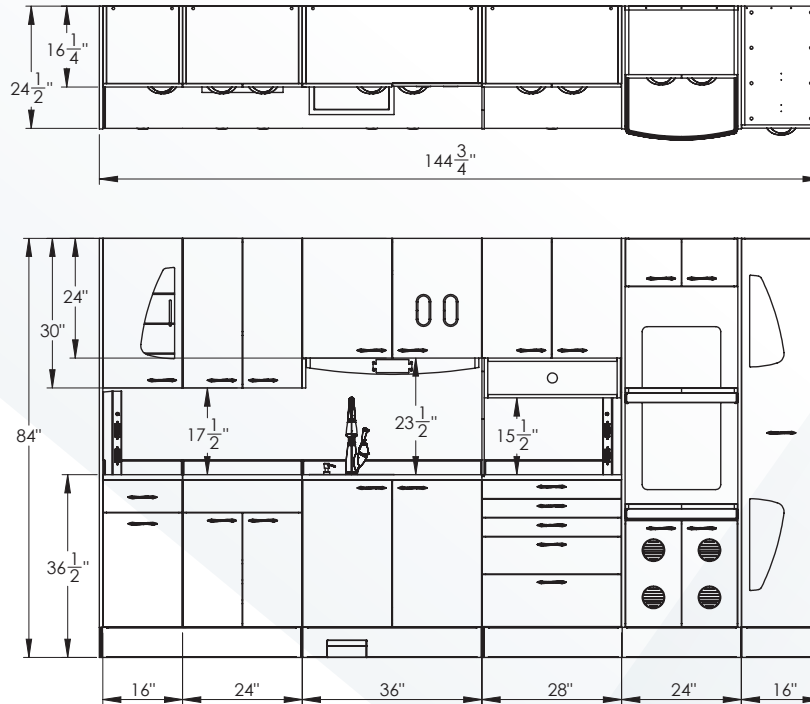
CS4 12ft	Module Price	\$22,620.00
	Options Price	\$0.00
		\$22,620.00

	Width
Example - Modules 12' Series 4 Sterilization Cabinet	
Waste Module w/1 Drawer - 1 Pullout Bin	16
Ultrasonic Recessed w/ Door	24
Sink Module	36
Sink Basin	19
Wrapping Station Module	28
Sterilization Tower- 2 Large	24
Hinged Sterile Storage Module	16
30" Tall Upper Door Module	16
30" Tall Upper Door Module	24
24" Tall Upper Door Module w/ Glove & Towel	36
Total Module Price	\$22,620.00

For Sterilization Centers or Custom Cabinet Configurations contact your DCI Edge Regional Sales Manager and request a quote.

Series 5

12-foot Sterilization Cabinet



CS5 12ft	Module Price	\$26,000.00
	Options Price	\$10,980.00
		\$36,980.00

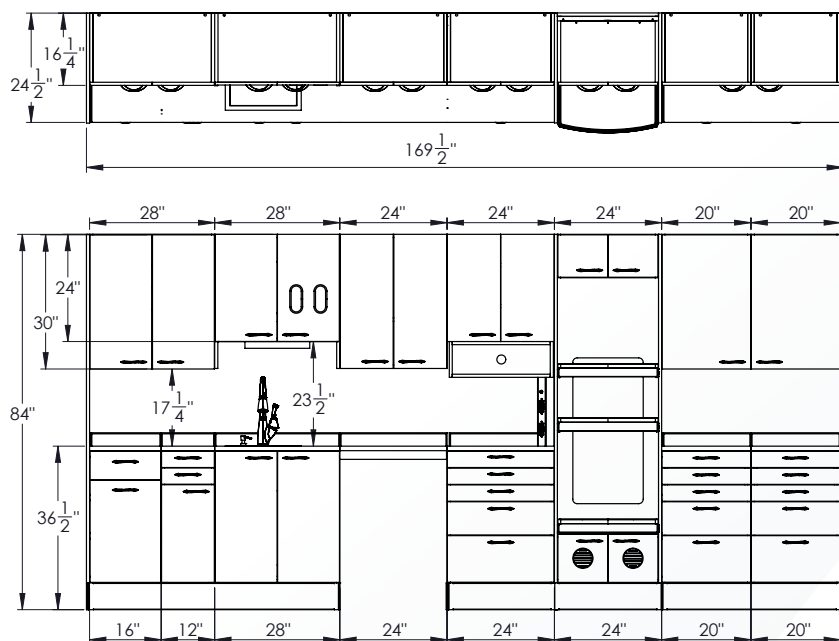
In some configurations, end panels are used. Each panel will add to the length by .69" or 17.5mm.

In some configurations, end panels are used. Each panel will add to the length by .69" or 17.5mm.			Width					
Example - Modules 12' Series 5 Sterilization Cabinet								
Waste Module w/1 Drawer - 1 Pullout Bin			16					
Ultrasonic Recessed w/ Door			24					
Sink Basin			19					
Sink Module			36					
Wrapping Station Module w/ Divider			28					
Sterilization Tower- 2 Large			24					
Pull Out Sterile Storage Module w/Blue Lights			16					
30" Tall Upper Door Module w/Red Lights			16					
30" Tall Upper Door Module			24					
24" Tall Upper Door Module w/ Clock Module and Glove/Towel			36					
			Total Module Price		\$26,000.00			
			Part Number		Qty	Retail		
Upgrade Options Shown 12' Series 5 Sterilization Cabinet								
Infinity Edge Countertop			CS70000		1	\$300.00		
Corner Electric Outlets & Air Quick Connect			CS70003		2	\$1,300.00		
Task Lighting			CS70004		1	\$1,640.00		
Glass Cutouts on Upper Doors (includes 1 door)			CS70005		1	\$270.00		
Tapmaster			CS70002		1	\$700.00		
Glass Cutouts for Clean Storage Door (2 glass panel, 1 door)			CS70006		1	\$540.00		
Vacuum QD Valve, Sink Mounted			CS70007		1	\$180.00		
VistaPure Water Filtration System			CS70020		1	\$4,400.00		
VistaCool Double Autoclave			CS70025		1	\$1,650.00		
					Total Options Price		\$10,980.00	

For Sterilization Centers or Custom Cabinet Configurations contact your DCI Edge Regional Sales Manager and request a quote.

Series 4

14-foot Sterilization Cabinet



In some configurations, end panels are used. Each panel will add to the length by .69" or 17.5mm.

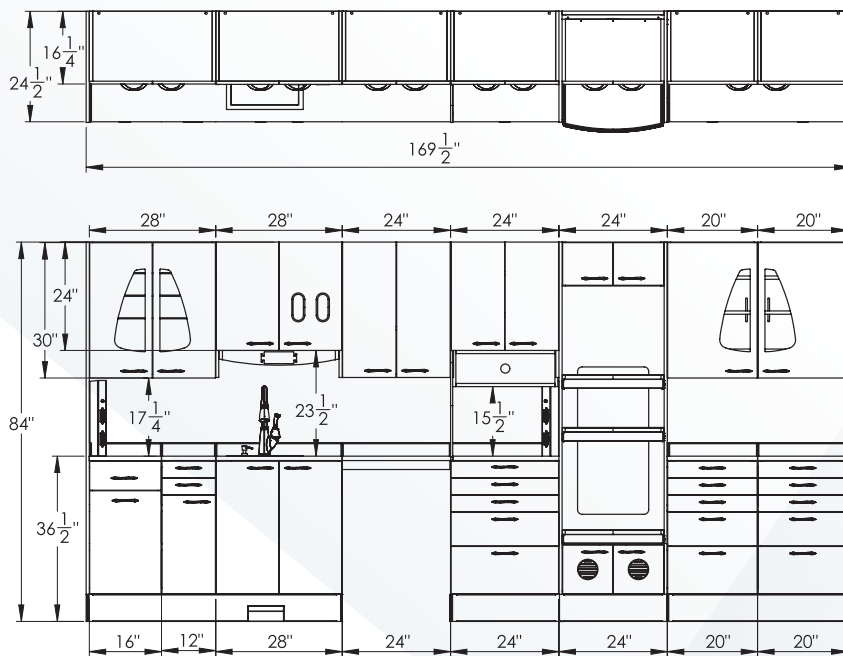
CS4 14ft	Module Price	\$24,940.00
	Options Price	\$0.00
		\$24,940.00

		Width
Example - Modules 14' Series 4 Sterilization Cabinet		
Waste Module w/1 Drawer - 1 Pullout Bin		16
Dual Drawer, Single Door Module		12
Sink Module		28
Sink Basin		19
Large Washer		24
Wrapping Station Module		24
Sterilization Tower- 1 Large, 1 Cassette, 1 Large		24
Make Ready Tower (2)		20
30" Tall Upper Door Module		28
30" Tall Upper Door Module		24
24" Tall Upper Door Module w/Glove & Towel		28
Total Module Price		\$24,940.00

For Sterilization Centers or Custom Cabinet Configurations contact your DCI Edge Regional Sales Manager and request a quote.

Series 5

14-foot Sterilization Cabinet



CS5 14ft	Module Price	\$25,260.00
	Options Price	\$11,250.00
		\$36,510.00

In some configurations, end panels are used. Each panel will add to the length by .69" or 17.5mm.

Example - Modules 14' Series 5 Sterilization Cabinet		Width
Waste Module w/1 Drawer - 1 Pullout Bin		16
Dual Drawer, Single Door Module		12
Sink Module		28
Sink Basin		19
Large Washer		24
Wrap Station Module w/ Divider		24
Sterilization Tower- 1 Large, 1 Cassette, 1 Large		24
Make Ready Tower w/Blue Lights		20
Make Ready Tower w/ Blue Lights		20
30" Tall Upper Door Module w/Red Lights		28
24" Tall Upper Door Module w/ Clock Module and Glove/Towel		28
30" Tall Upper Door Module		24
Total Module Price		\$25,260.00
Part Number	Qty	Retail

Upgrade Options Shown 14' Series 5 Sterilization Cabinet			
Infinity Edge Countertop	CS70000	1	\$300.00
Corner Electric Outlets & Air Quick Connect	CS70003	2	\$1,300.00
Task Lighting	CS70004	1	\$1,640.00
Tapmaster	CS70002	1	\$700.00
Glass Cutouts on Upper Doors (includes 1 door)	CS70005	4	\$1,080.00
Vacuum QD Valve, Sink Mounted	CS70007	1	\$180.00
VistaPure Water Filtration System	CS70020	1	\$4,400.00
VistaCool Double Autoclave	CS70025	1	\$1,650.00
Total Option Price			\$11,250.00

For Sterilization Centers or Custom Cabinet Configurations contact your DCI Edge Regional Sales Manager and request a quote.

Ortho Chairs



Flat Headrest



Ponytail Headrest



V Headrest

* ErgoBack Asepsis Upholstery

FEATURES

The DCI Edge Series 4 Fixed Base Ortho Chair is equipped with a solid steel base to ensure maximum stability.

The Integrated Foot Switch with preprogrammed positions and auto exit makes positioning your patients quick and easy.

S - Standard Features ☐ - Choose Your Option

	Part Number	Retail Price	TOTAL
Step 1 Select Your Chair			
<input type="checkbox"/> Ortho Chair, Fixed Base w/ Adjustable Back	C1050	\$4,280.00	
Step 2 Select Your Backstyle			
<input type="checkbox"/> ErgoBack Asepsis	41171	N/C	
<input type="checkbox"/> Narrow Back Asepsis	41170	N/C	
Step 3 Select Your Upholstery Type (See colors dciedge.com/request-samples)			
<input type="checkbox"/> Naugasoft Upholstery	54631	N/C	
<input type="checkbox"/> Ultraleather® Upholstery	54632	\$700.00	
<input type="checkbox"/> Non-Standard Upholstery Upcharge per Chair*	54644	\$190.00	
Step 4 Select Your Headrest			
<input type="checkbox"/> Flat Headrest	41909	N/C	
<input type="checkbox"/> Pony Tail Headrest	41908	N/C	
<input type="checkbox"/> V Headrest	41910	N/C	
<input type="checkbox"/> Dual Articulating Headrest	41907	N/C	
Step 5 Configure Your Chair			
S Foot Switch with back trim controls, Auto Exit & Pre Program		Included	
S Dual 120 Volt Outlet		Included	
S 1 Spacer to Adjust Chair Height 1.5"		Included	
<input type="checkbox"/> Add Extra Spacer (1.5") *Can accommodate max of 2 total	41143	\$200.00	
<input type="checkbox"/> Optional Fold out Arm Rests	41144	\$770.00	
Step 6 Configure Your Light			
S No Light on Chair		N/C	
<input type="checkbox"/> Add Post Mount Series 5 Light (Gray) *Chair Adapter & Post Required	LP5050	\$3,620.00	
<input type="checkbox"/> Add Post Mount Series 4 Light (Gray) *Chair Adapter & Post Required	LP4050	\$3,040.00	
<input type="checkbox"/> Add Chair Adapter with Light Post & Bushing (Left) w/opening for monitor cable routing	41145	\$640.00	
<input type="checkbox"/> Add Chair Adapter with Light Post & Bushing (Right) w/opening for monitor cable routing	41146	\$640.00	
	Sub-total		
	QTY		
	TOTAL		

*Allow Additional 2 Weeks Above Standard Lead Time for all Non-Standard Upholstery. Manufacturer Part Number Required
Contact Customer Service to Confirm Availability

Ortho Cabinets



S- Standard Features ☐ - Choose Your Option

			Part Number	Retail Price	TOTAL
Step 1 Select Your Cabinet					
Free Standing Ortho Cabinet Complete Steps 1, 2, 3, 4, & 5	<input type="checkbox"/>	Right Handed Left Handed	CZ1051 CZ1050	\$5,350.00	
Free Standing Narrow Ortho Cabinet Complete Steps 1, 2, 3, 4 & 6	<input type="checkbox"/>	Right Handed Left Handed	CZ1151 CZ1150	\$4,950.00	
Mobile Ortho Cabinet Complete Steps 1, 2, 3, 4, & 5	<input type="checkbox"/>	Right Handed Left Handed	CZ1251 CZ1250	\$5,350.00	
Mobile Narrow Ortho Cabinet Complete Steps 1, 2, 3, 4 & 6	<input type="checkbox"/>	Right Handed Left Handed	CZ1351 CZ1350	\$4,950.00	

		Part Number	Retail Price	TOTAL
Step 2 Select Cabinet Colors (See colors dciedge.com/request-samples)				
Wilsonart Laminate for Vertical Surfaces	<input type="checkbox"/>		Included	
Wilsonart Solid Surface Countertop	<input type="checkbox"/>		Included	

For custom laminate or solid surface colors please contact Customer Service for availability, pricing & lead times.



POSITION: 0 1 2 3 4

Step 3 Configure Your Control Head

(All tubings are Sterling. If nothing is selected - highlighted positions will be used)		Part Number	Holder Positions						Retail Price	TOTAL
			0	1	2	3	4	5		
S	HVE & Tubing								Included	
S	SE & Tubing								Included	
S	DCI Precision Comfort Syringe and Tubing								Included	
S	HP Tubing 4 Hole Asepsis								Included	
<input type="checkbox"/>	HP Tubing ISO 5 Hole Power Optic & Bulb (Requires Light Source System)	9446E							\$320.00	
<input type="checkbox"/>	HP Tubing ISO-C 6 Pin Power Optic (Requires Light Source System)	8904E							\$230.00	
<input type="checkbox"/>	One Button Syringe w/Holder (for Air), Ortho	67065G							\$120.00	
<input type="checkbox"/>	Extra HVE, Tubing and Holder, Ortho	67064G							\$150.00	
<input type="checkbox"/>	Deluxe Single HP Light Source System w/Transformer	8404E							\$170.00	
<input type="checkbox"/>	Deluxe Dual HP Light Source System w/Transformer	9378E							\$190.00	
S	Wet/Dry Foot Control								Included	
<input type="checkbox"/>	Add scaler/chip air button to foot control	4346E							\$90.00	
<input type="checkbox"/>	Delete Control Head	68032							-\$690.00	

Step 4 Configure Your Water System and Utilities

Step 4A Configure Your Water System

S	Self-Contained Water System w/ Quick Switch 2L Bottle	8143QS	Included	
----------	---	--------	----------	--

Step 4B Configure your Junction Box and Utilities

S	Umbilical 5'		Included	
S	Asepsis Utility Center and Valves		Included	
<input type="checkbox"/>	Additional Umbilical Length Per Foot , includes sheath tubing - Qty: _____	52965A	\$60.00	

Step 5 Configure Your Standard Cabinet

Step 5A Configure Your Drawer Module

<input type="checkbox"/>	2 Small Drawers, 1 Medium Drawer, 1 Deep Drawer	68465	N/C	
<input type="checkbox"/>	4 Small Drawers, 1 Deep Drawer	68466	N/C	
<input type="checkbox"/>	1 Keyboard Shelf, 3 Small Drawers, 1 Deep Drawer	69507	N/C	
<input type="checkbox"/>	1 Keyboard Shelf, 1 Small Drawer, 1 Medium, 1 Deep Drawer	69508	N/C	

Step 5B Configure your Options

<input type="checkbox"/>	Add Computer Package Upgrade (includes CPU Storage with Cooling Fan, Flat Screen Monitor Mount)	68469	\$600.00	
<input type="checkbox"/>	Add Keyboard Tray	4825E	\$340.00	
<input type="checkbox"/>	Add Mouse Tray (Attached to Keyboard Tray)	4812E	\$160.00	
<input type="checkbox"/>	Add Air/Water Quick Disconnect Panel	6559E	\$190.00	
<input type="checkbox"/>	Add Dual Glove Dispenser	68470	\$300.00	
<input type="checkbox"/>	Add Trash Can and Trash cutout (cannot be added with Computer Option)	68471	\$240.00	
<input type="checkbox"/>	Add Sanitizer Wipe Holder	6822	\$40.00	

Step 6 Configure Your Narrow Cabinet

Step 6A Configure Your Drawer Module

<input type="checkbox"/>	2 Small Drawers, 1 Medium Drawer, 1 Deep Drawer	68467	N/C	
<input type="checkbox"/>	4 Small Drawers, 1 Deep Drawer	68468	N/C	
<input type="checkbox"/>	1 Keyboard Shelf, 3 Small Drawers, 1 Deep Drawer	69509	N/C	
<input type="checkbox"/>	1 Keyboard Shelf, 1 Small Drawer, 1 Medium, 1 Deep Drawer	69510	N/C	

Step 6B Configure your Options

<input type="checkbox"/>	Add Computer Package Upgrade (includes mini CPU Storage with Cooling Fan, Flat Screen Monitor Mount)	68031	\$600.00	
<input type="checkbox"/>	Add Keyboard Tray	4825E	\$340.00	
<input type="checkbox"/>	Add Mouse Tray (Attached to Keyboard Tray)	4812E	\$160.00	
<input type="checkbox"/>	Add Air/Water Quick Disconnect Panel	6559E	\$190.00	
<input type="checkbox"/>	Add Dual Glove Dispenser	68470	\$300.00	
<input type="checkbox"/>	Add Sanitizer Wipe Holder	6822	\$40.00	

Sub-total

QTY

TOTAL

FIND THE PERFECT COLOR

READY TO DESIGN THE PERFECT OPERATORY?

We make it easy for you to bring your vision to life. Bright & bold or chic & savvy, we offer an extensive selection of upholstery, cabinet and countertop design options. If you can imagine it, we can supply it.



Choose and order your color samples at

dciedge.com/request-samples



Laminate Selections for Vertical Surfaces



Graphite Nebula




Ebony Char



Skyline Walnut




Weathered Char



Carbon EV



Cosmic Strandz



Satin Stainless



Nightfall



Blackbird



Sterling Ash



Columbian Walnut




Shaker Cherry



Uptown Walnut



High Line




Italian Silver Ash



Studio Teak



5th Ave Elm



Battleship



Mushroom



High Rise



Vapor Strandz




Fusion Maple




Beigewood



Asian Sand




Phantom Pearl



Magnolia



Linen



Designer White Gloss


Solid Surface Selections for Countertops



Midnight Melange



Quarry Melange



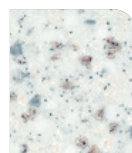
Marzipan Mirage



Arctic Melange




Avalanche Melange




Bluestone



Angel Falls




Zen Grey




Soothing Grey




Steel Grey Tempest




Milk Glass Spectra




Coconut Oil



Morning Ice




Designer White



Frosty White Mirage



Paris Fog



Dusk Ice



Blanco Riverstone



Flint Rock



Silver Smoke

DCI Edge Accessories



TECH TIP

Always use a crush bushing when using a post in a chair adapter. This will prevent damage from set screws.



53066

PN **53066**

Light Shield, DCI Edge **\$20.00**



8921E

Light Post Extensions

WHITE	GRAY	LENGTH	
8921E	8969E	24" Post w/P&C Bushing.....	\$240.00
8922E	8972E	24" Post w/Ritter Bushing.....	\$240.00
8463E	8986E	30" Post w/P&C Bushing.....	\$260.00
8464E	8987E	30" Post w/Ritter Bushing.....	\$260.00
8466E	8409E	Butterfly Clamp For 2" Post.....	\$196.70



Light Posts

WHITE	GRAY	LENGTH	
8913E	8945E	40" Post.....	\$280.00
8449E	8949E	48" Post.....	\$300.00
8914E	8952E	60" Post.....	\$340.00
8474E	8408E	Post Cap.....	\$60.00

PN 8476E	Crush Bushing for Base of Post.....	\$40.00
PN 8470E	P&C Bushing.....	\$40.00
PN 8471E	Ritter Bushing.....	\$40.00
PN 8472E	Power Cord (8').....	\$40.00



4820E

Flat Panel Monitor – Vertical Post Mounted

WHITE	GRAY		
4920E	4820E	Monitor Only.....	\$470.00
4955E	4855E	Monitor & Full Size Keyboard.....	\$820.00



4824E

Flat Panel Monitor – Top Post-Mounted

WHITE	GRAY		
4924E	4824E	Monitor Only.....	\$500.00
4957E	4857E	Monitor & Full Size Keyboard.....	\$990.00



8390E

Utility Shelf Post-Mounted

WHITE	GRAY		
8393E	8390E	Utility Shelf Post-Mounted.....	\$240.00



8618

Reducing Bushings

8617	Reducing Bushing, 2" to 1.5".....	\$20.50
8618	Reducing Bushing, 2" to 1.7".....	\$20.50



52081

Series 5 Vacuum Screens

Used in S5 Over the Patient Units and all Rear Mounted Packages

52081	Qty 1.....	\$1.00
52875	Pkg 100.....	\$50.00



42021

Series 4 Vacuum Screens

Used in S4 Over the Patient Units and all 12 o'clock Mobile Delivery Units

42021	Qty 1.....	\$1.00
49188	Pkg 100.....	\$50.00



5889

2 1/8" Solids Collector Vacuum Screens

Used in Hygiene Units and Slide Out Delivery Units

5889	Qty 1.....	\$0.75
5887	Pkg 100.....	\$48.00



5820

1 7/8" Solids Collector Vacuum Screens

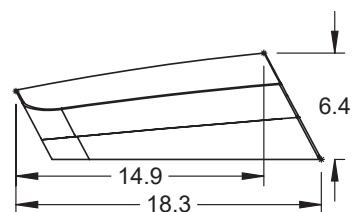
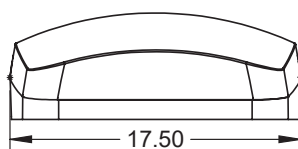
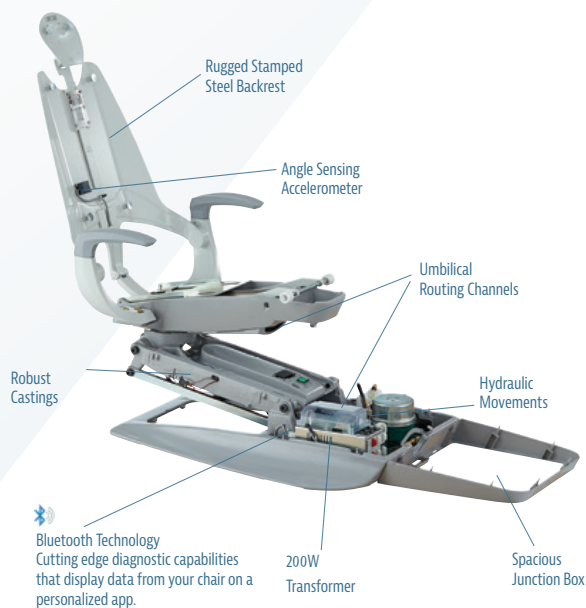
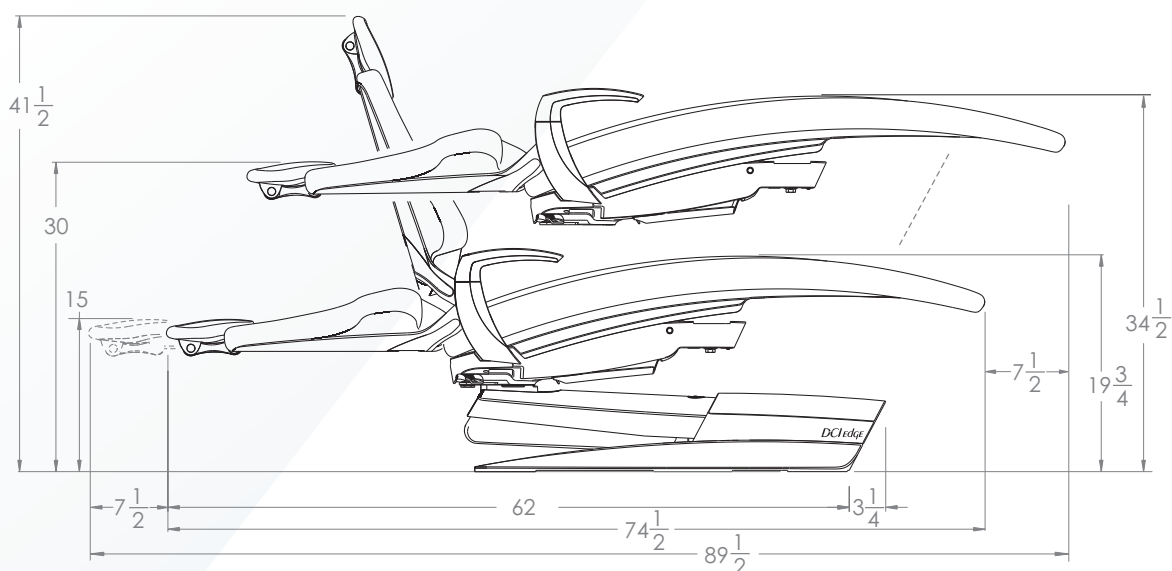
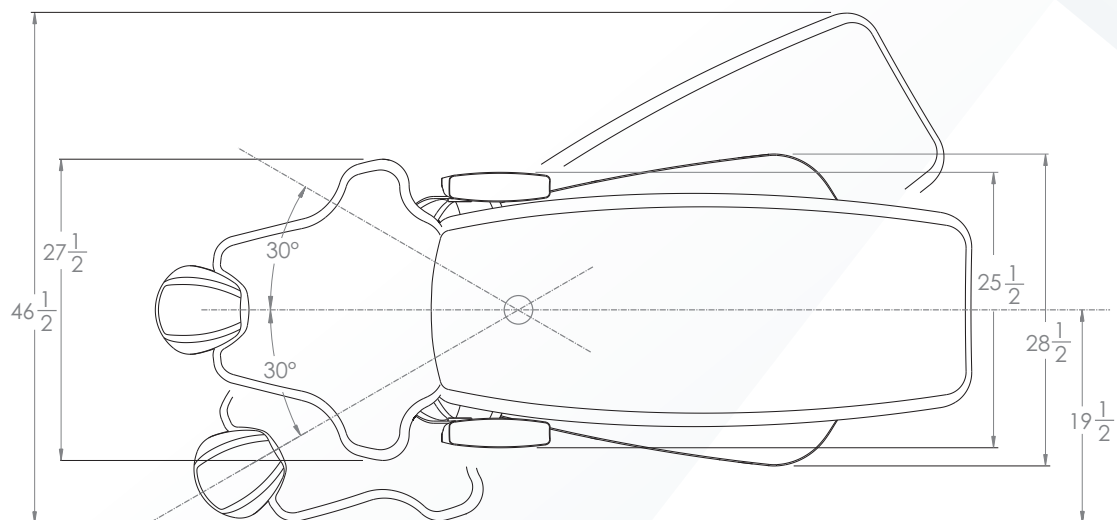
Used in Ortho and Operatory Support Carts

5820	Qty 1.....	\$0.75
5832	Pkg 100.....	\$48.00

For 12 o'clock Cabinet Sliding Monitor Mounts, we suggest ICW Ultra 500i. Order at www.icwusa.com

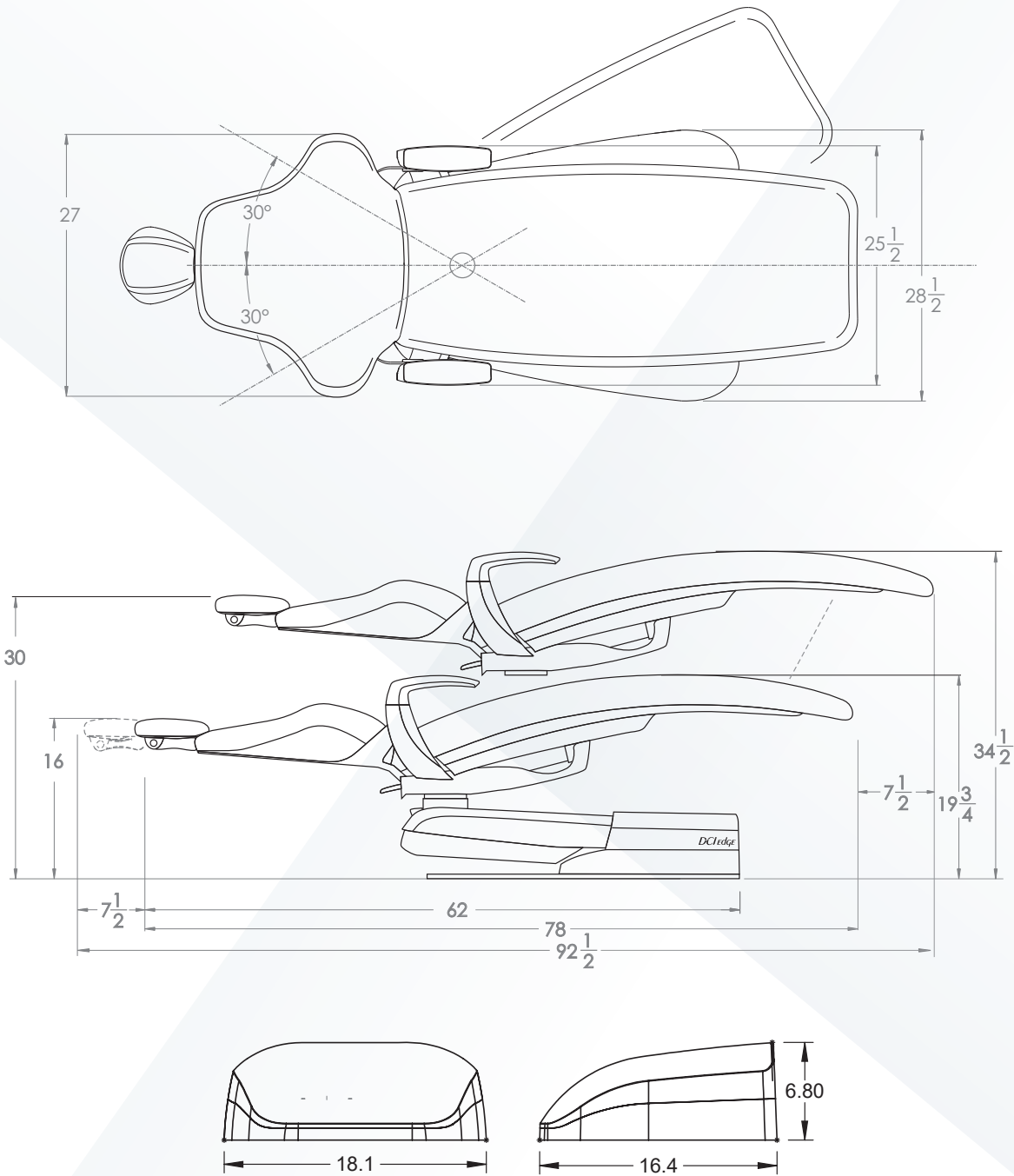
Series 5 Chair Dimensions

Unit of measurement is shown in inches.



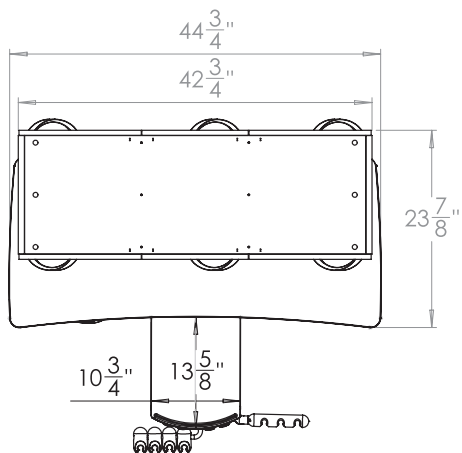
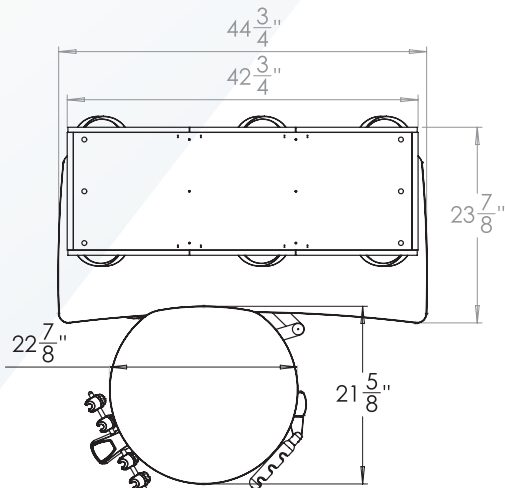
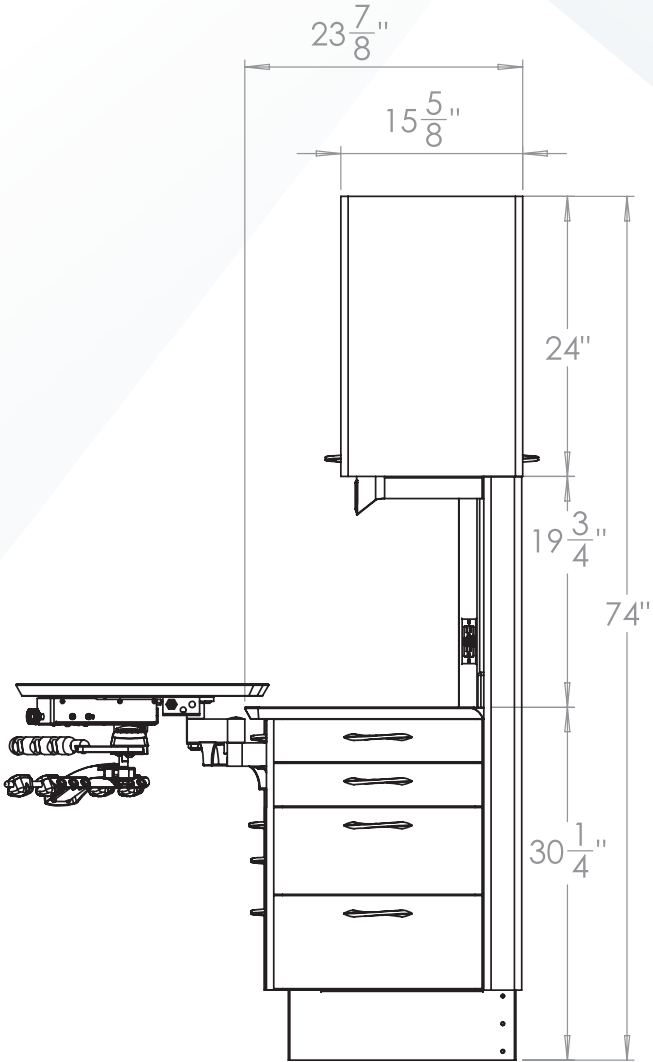
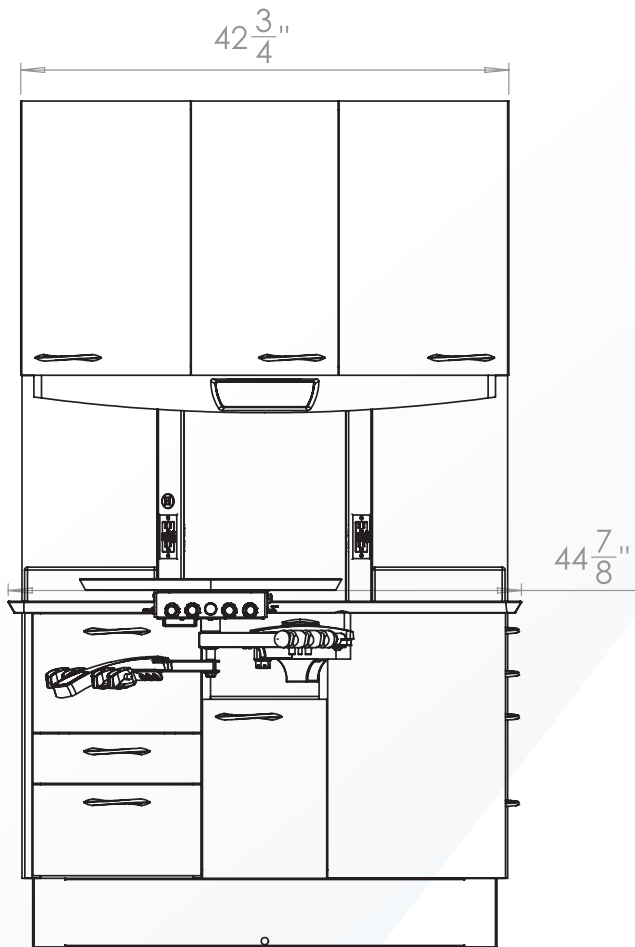
Series 4 Chair Dimensions

Unit of measurement is shown in inches.



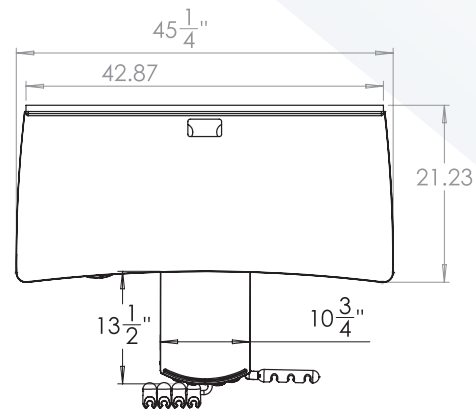
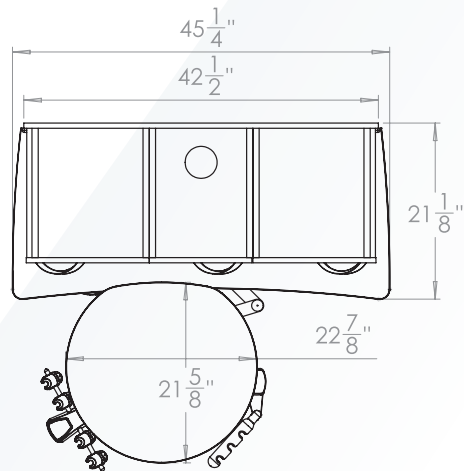
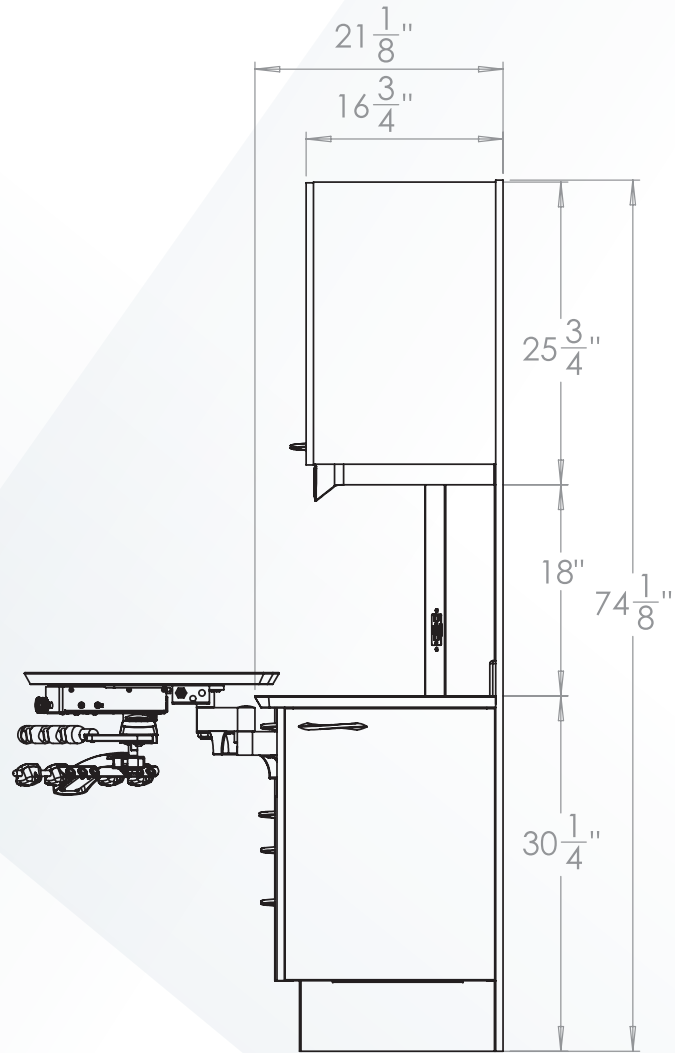
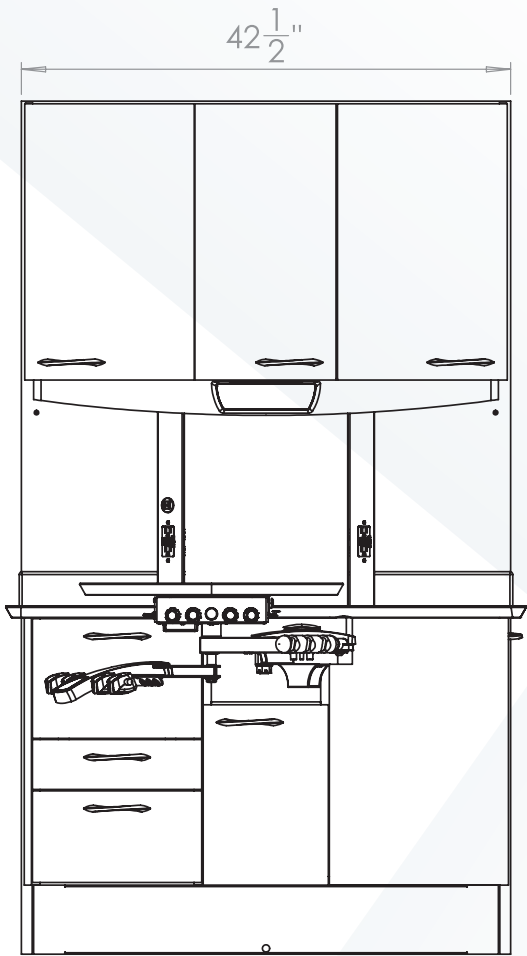
Series 5 Cabinet Dimensions

42" Free Standing
12 O'Clock Dimensions



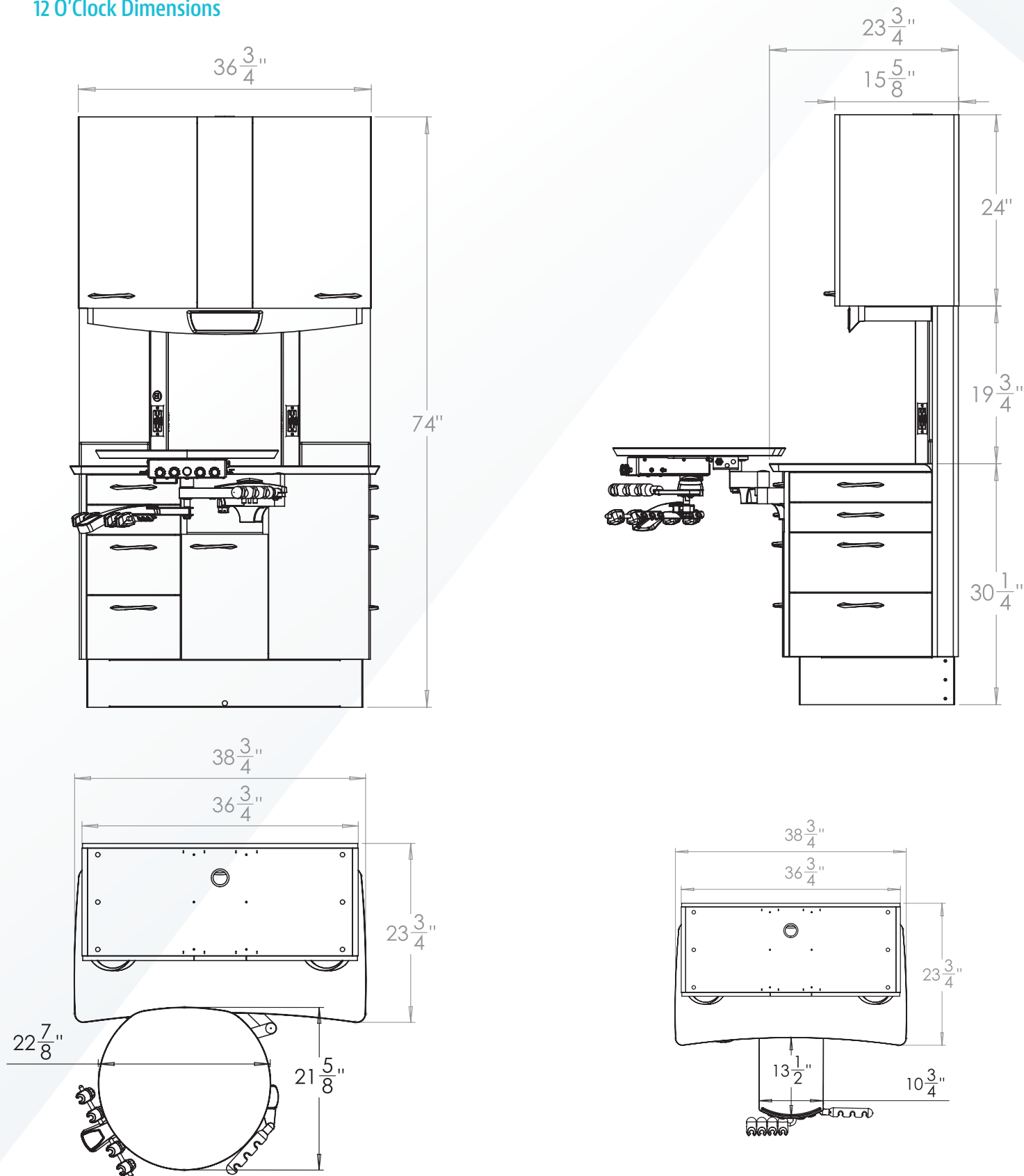
Series 5 Cabinet Dimensions

42" Wall Mounted
12 O'Clock Dimensions



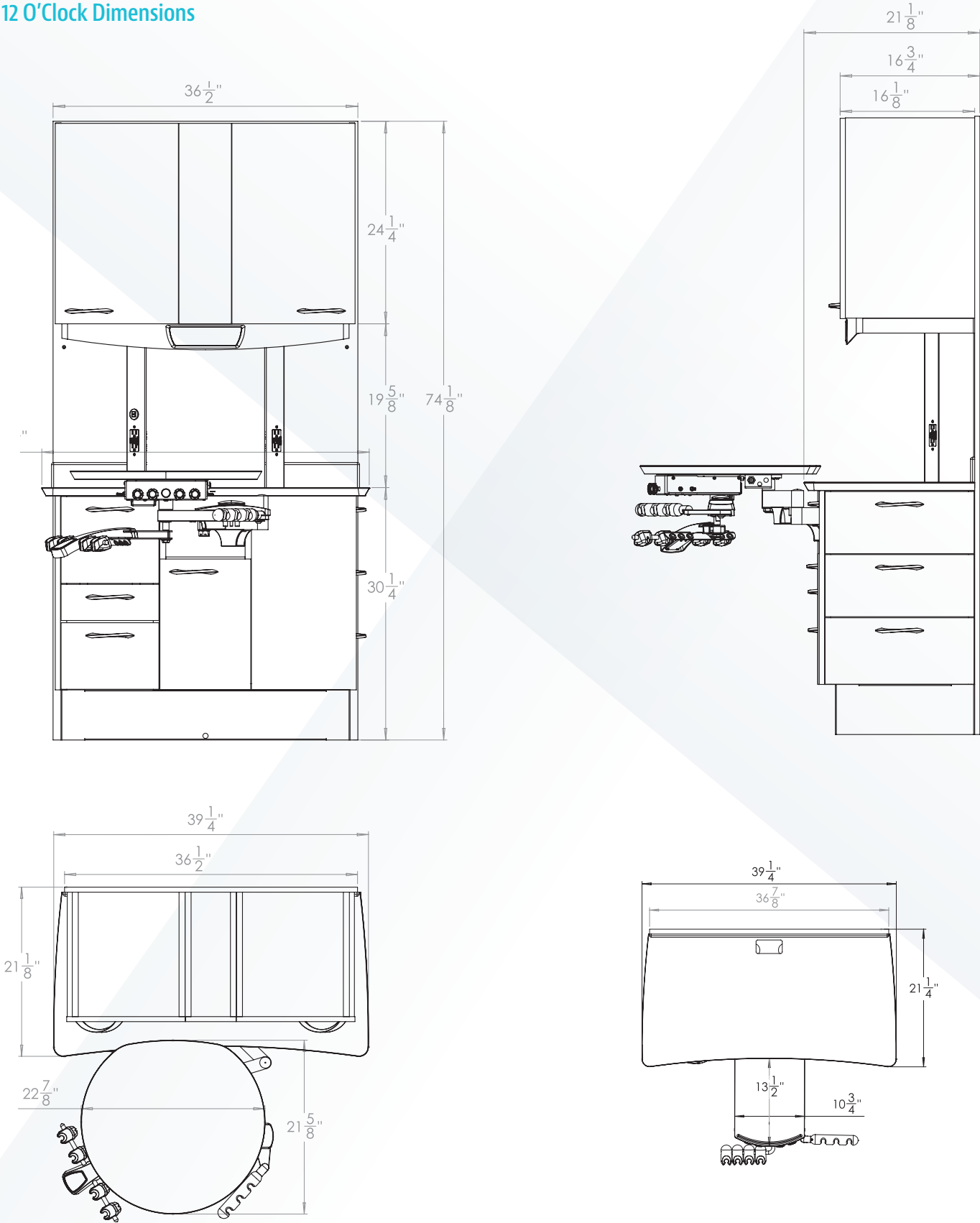
Series 5 Cabinet Dimensions

36" Free Standing
12 O'Clock Dimensions



Series 5 Cabinet Dimensions

36" Wall Mounted
12 O'Clock Dimensions

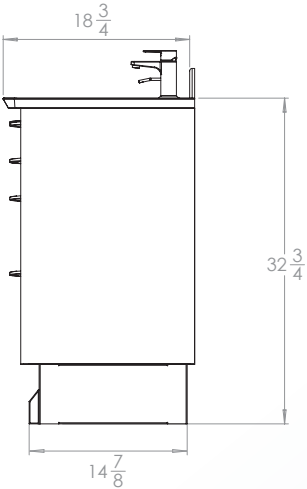


Series 5 Cabinet Dimensions


Side Cabinet Dimensions

Unit of measurement is shown in inches.

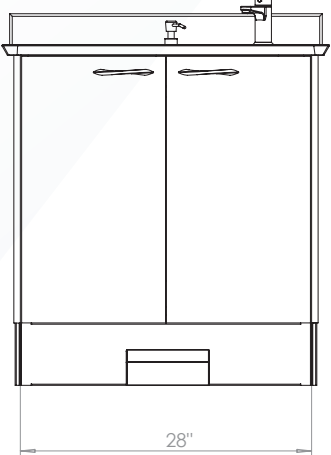
All



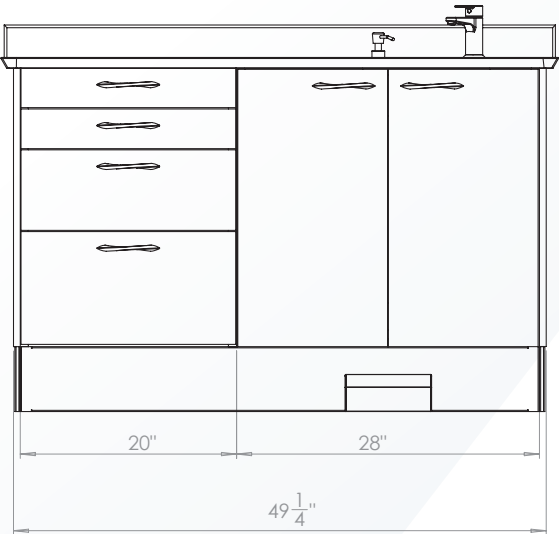
CA5012



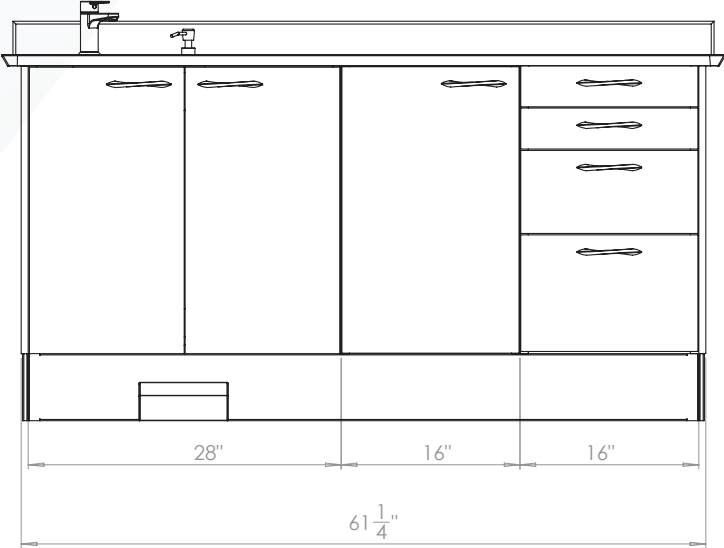
CA5010 and CA5011



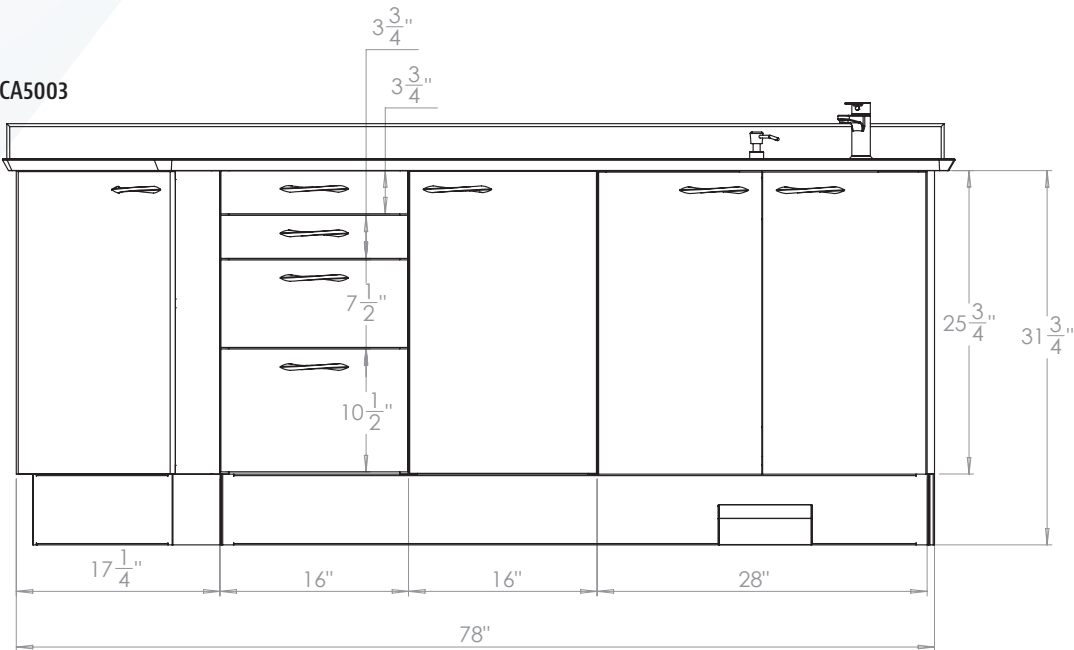
CA5008 and CA5009



CA5000, CA5001, CA5004 and CA5005

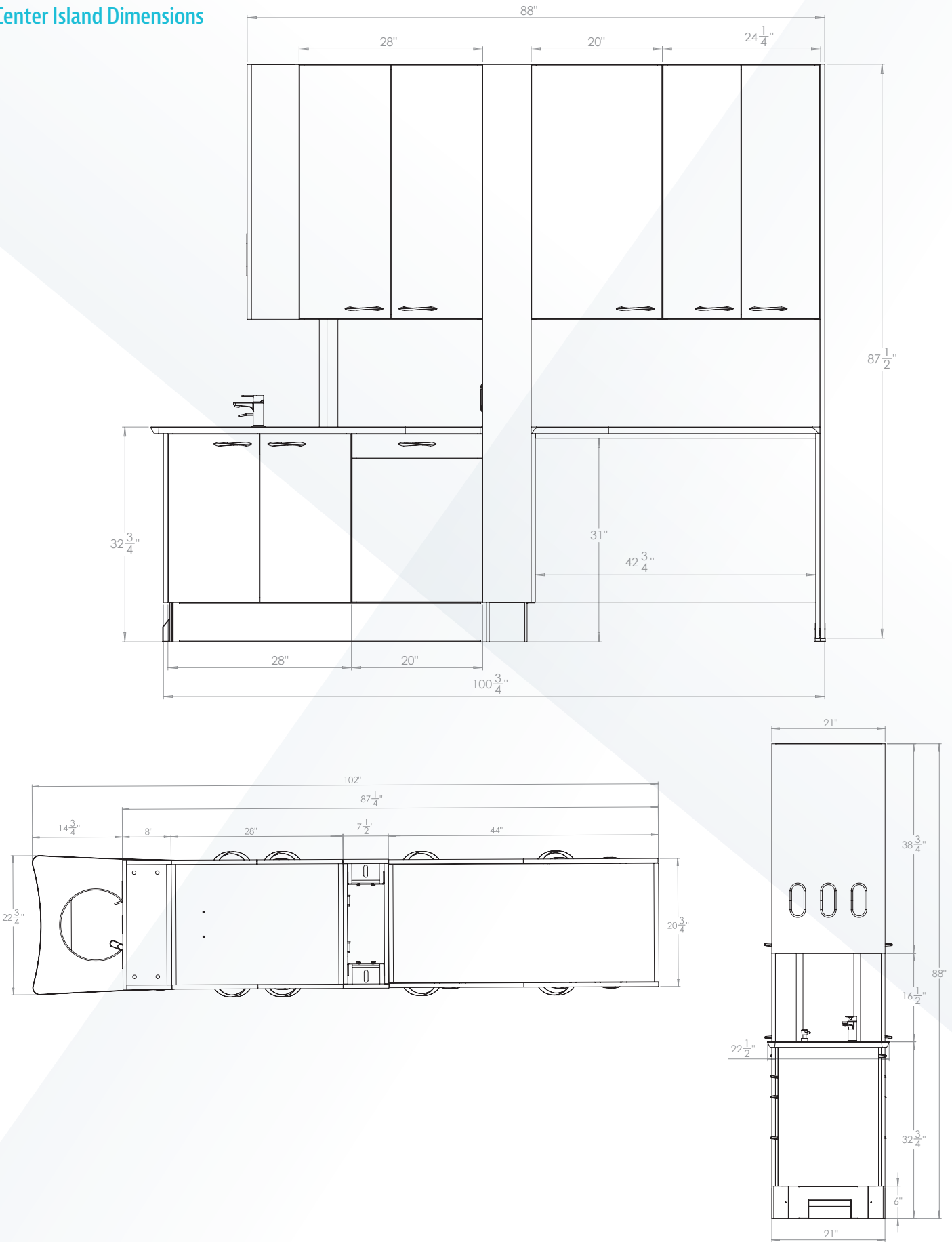


CD5002, CD5003, CA5002, CA5003



Series 5 Cabinet Dimensions

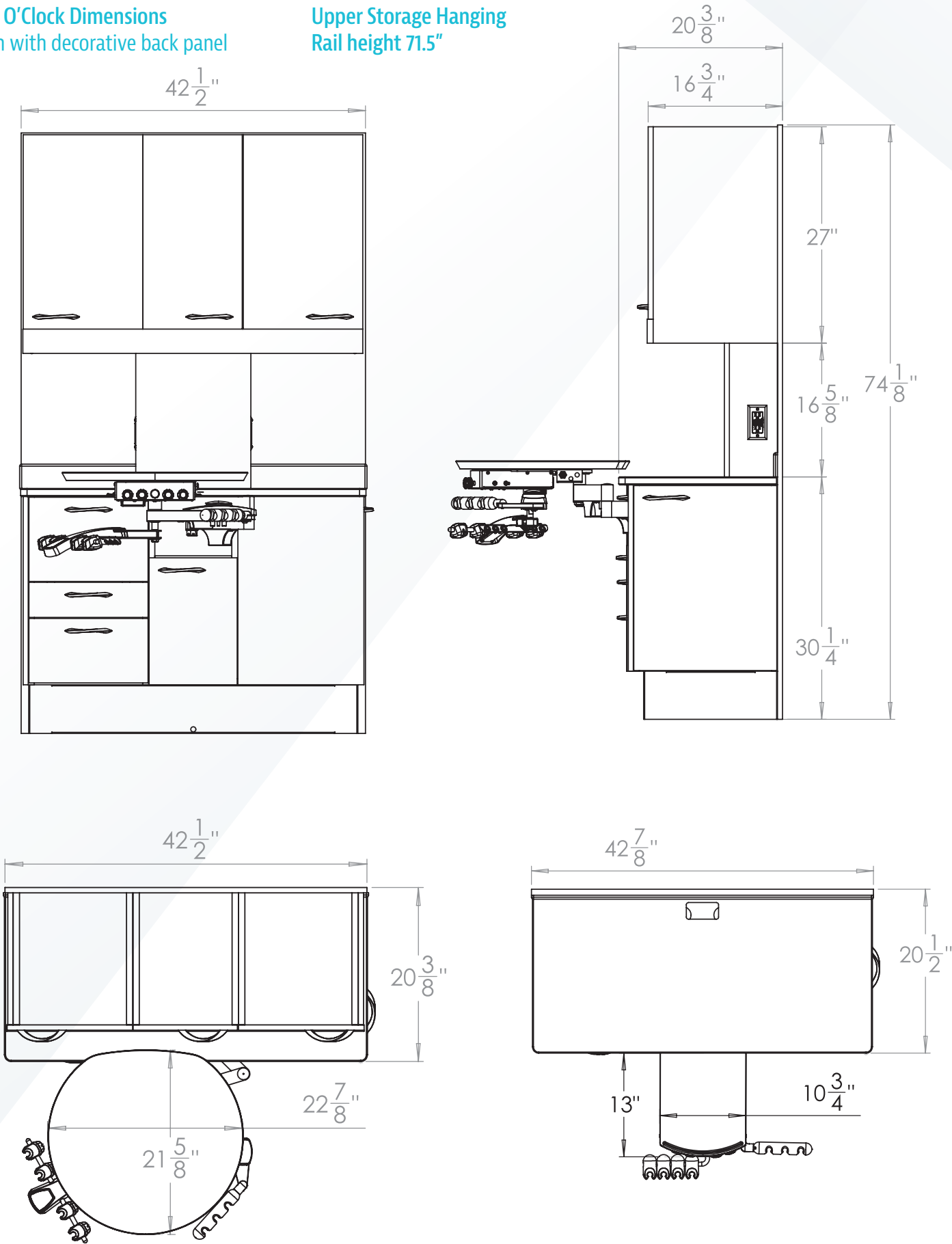
Center Island Dimensions



Series 4 Cabinet Dimensions

42" 12 O'Clock Dimensions
shown with decorative back panel

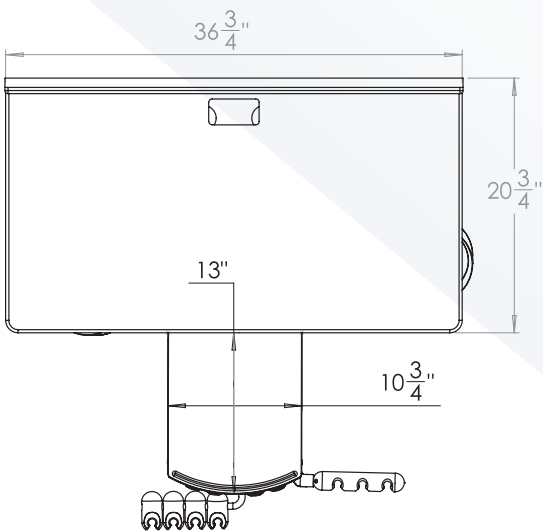
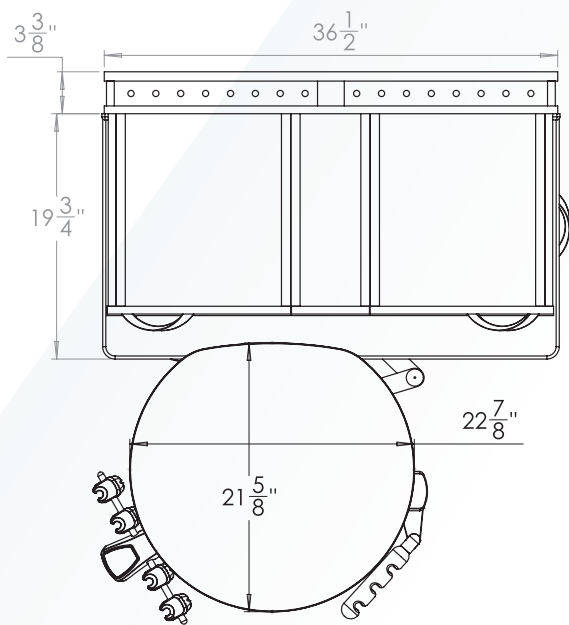
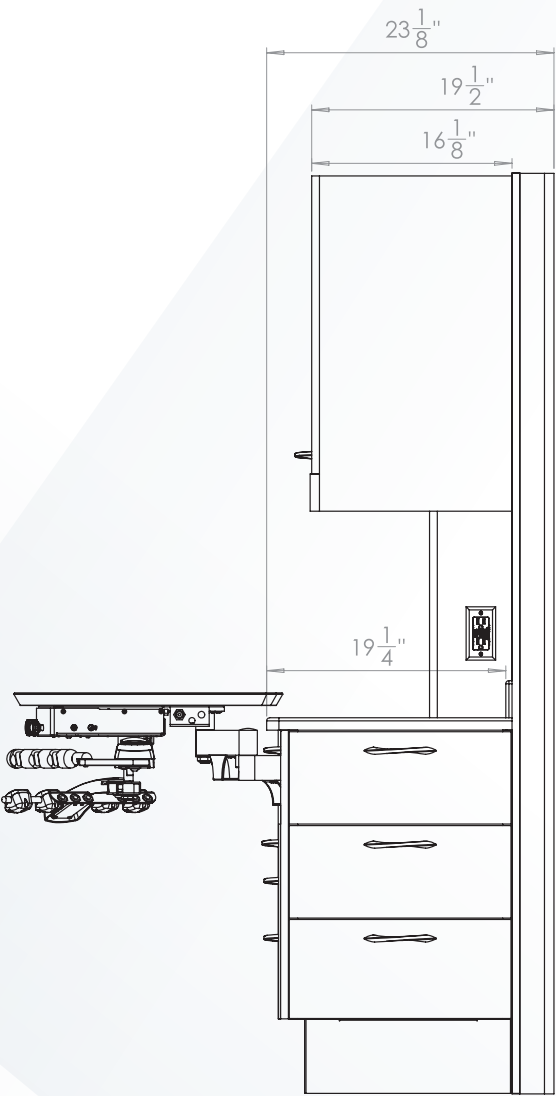
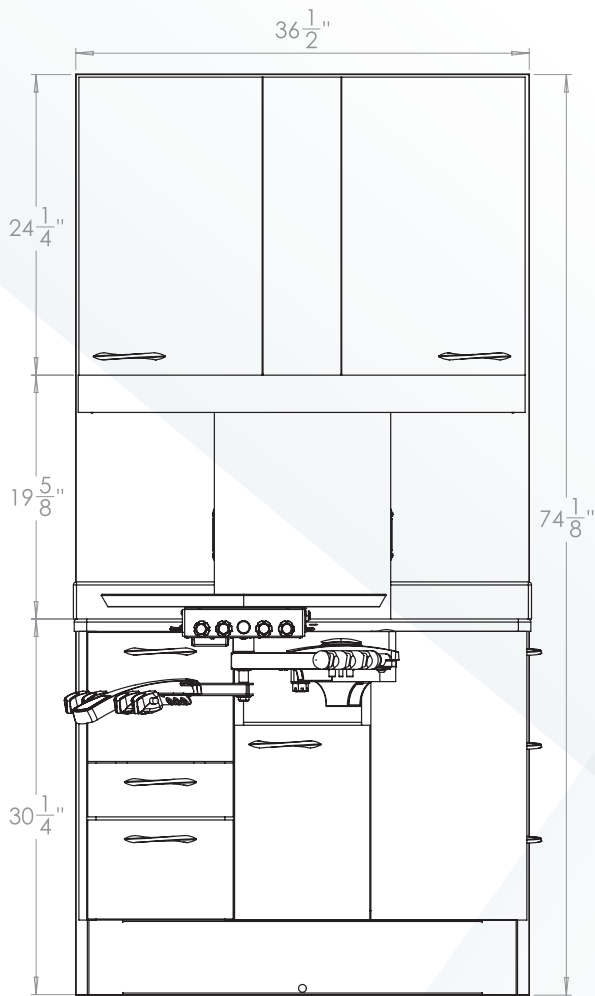
Upper Storage Hanging
Rail height 71.5"



Series 4 Cabinet Dimensions

36" 12 O'Clock Dimensions
shown with structural support panel

Upper Storage Hanging
Rail height 71.5"

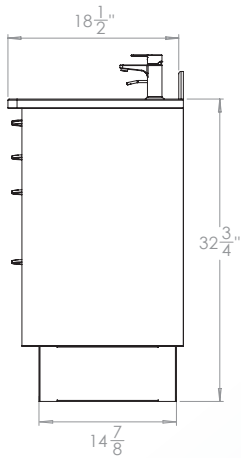


Series 4 Cabinet Dimensions

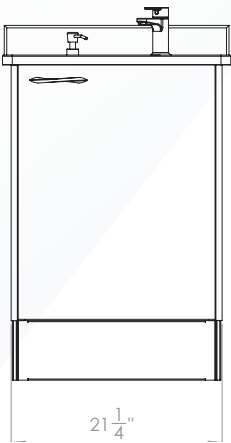
Side Cabinet Dimensions

Unit of measurement is shown in inches.

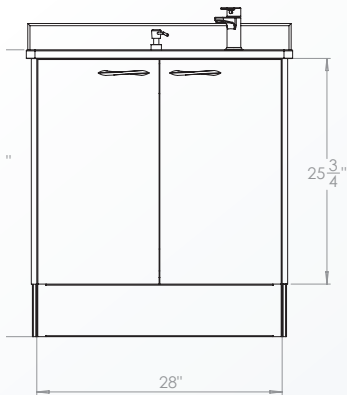
All



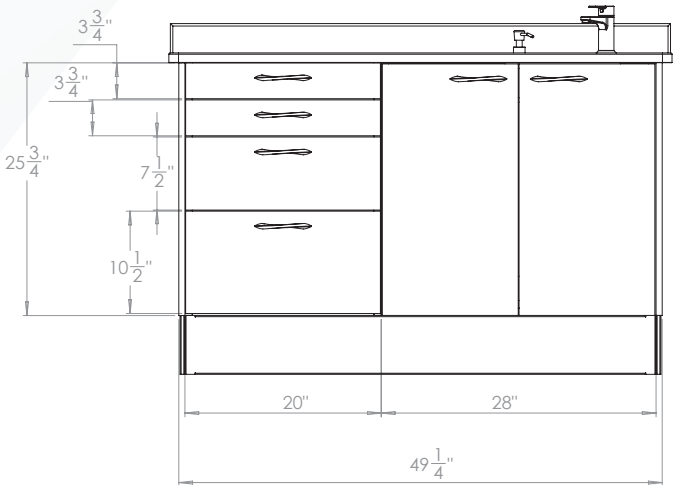
CA4012



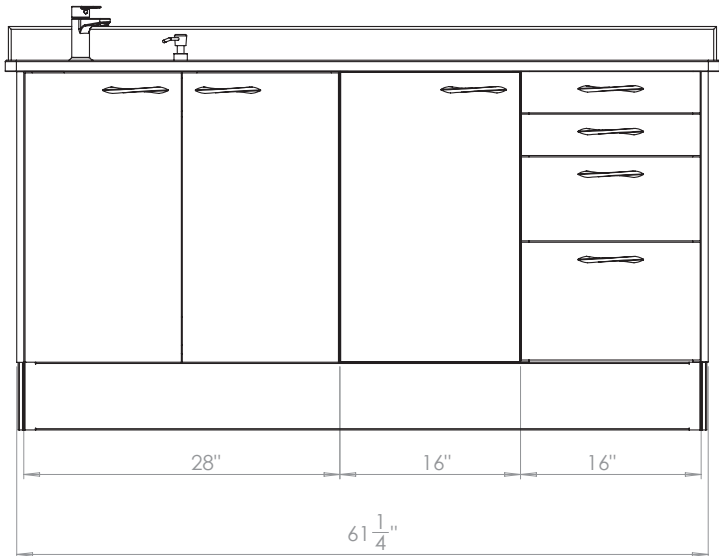
CA4010 and CA4011



CA4008 and CA4009

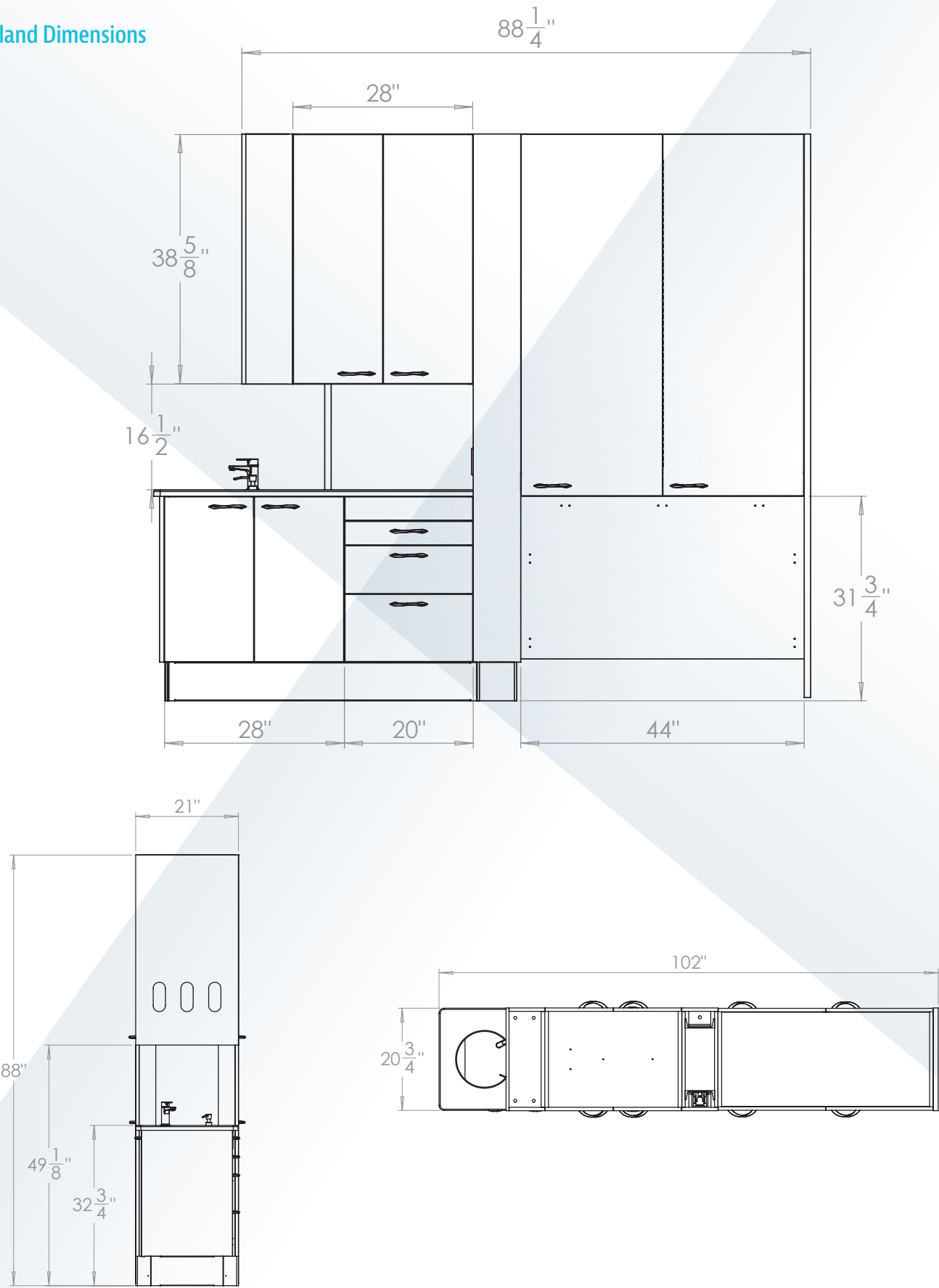


CA4000, CA4001, CA4004 and CA4005



Series 4 Cabinet Dimensions

Center Island Dimensions

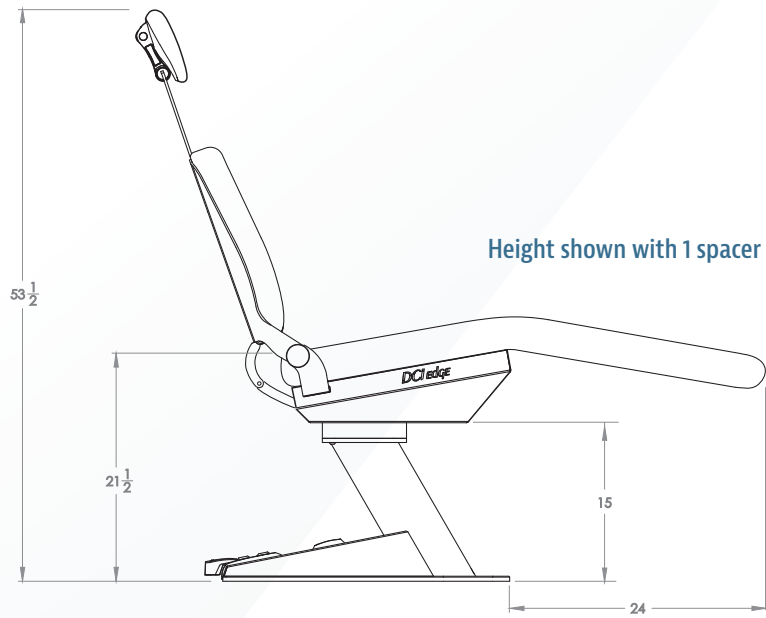
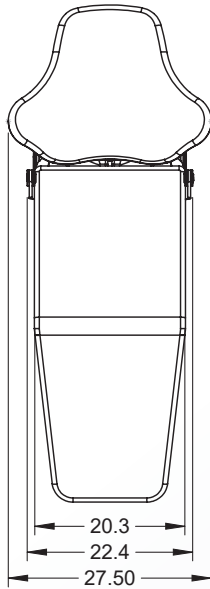


Ortho Chair Dimensions

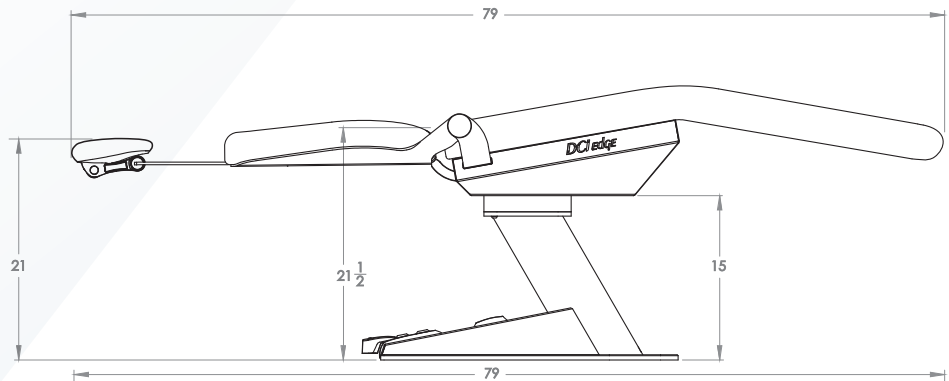
Chair Dimensions

Standard is shipped assembled with 1 spacer

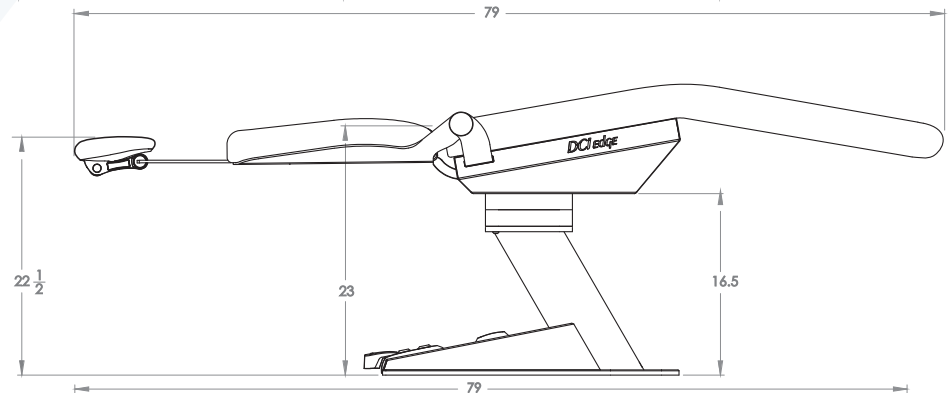
Unit of measurement is shown in inches.



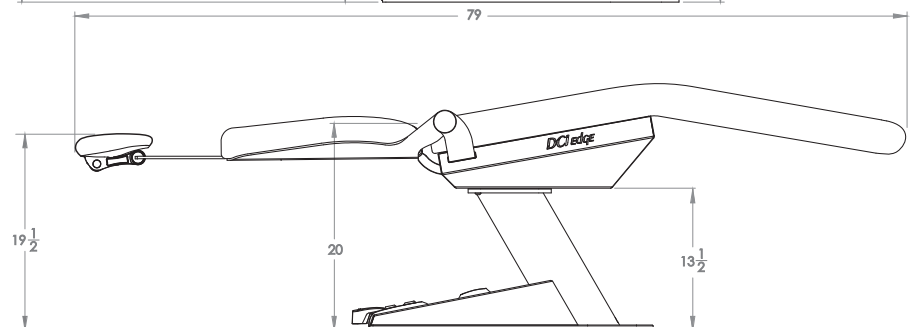
Height shown with 1 spacer



Height shown with 2 spacers



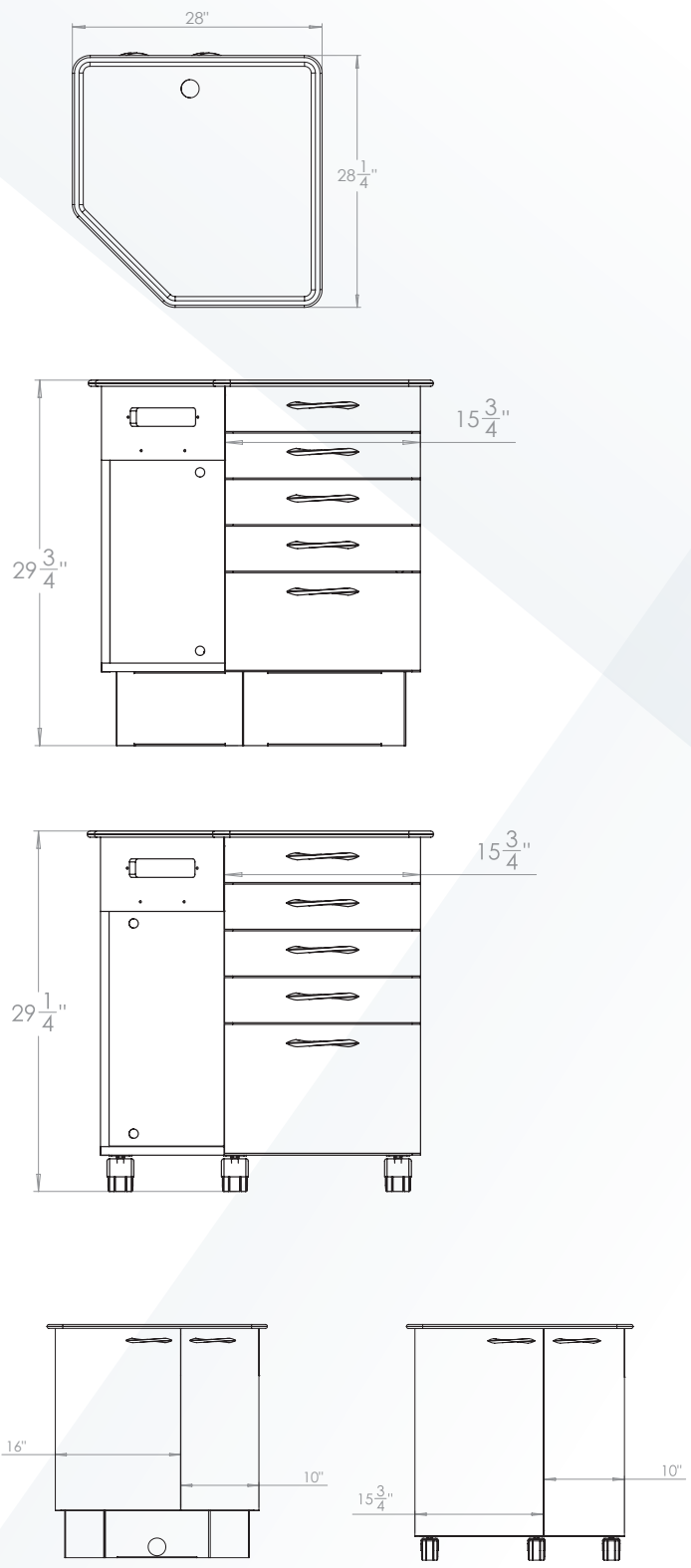
Height shown with no spacers



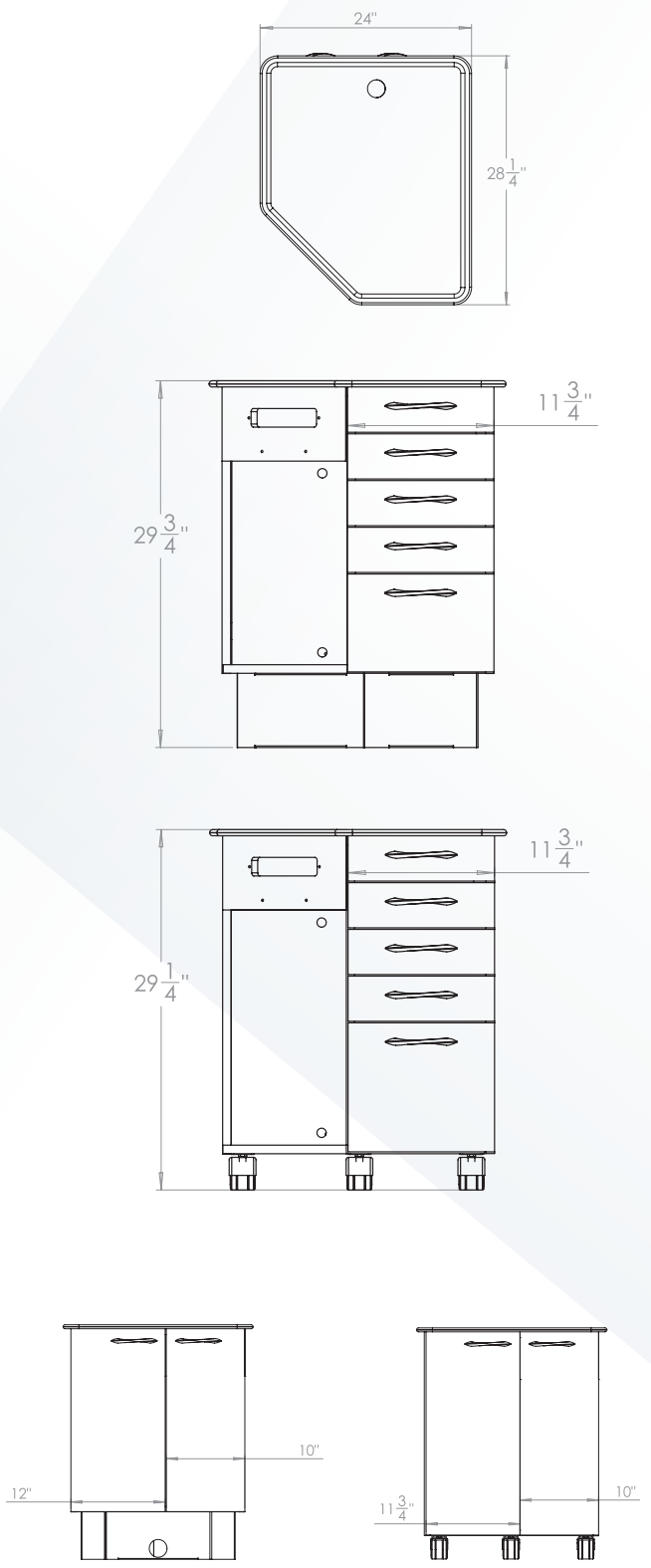
Ortho Cabinet Dimensions

Cabinet Dimensions

Standard:



Narrow:



WARRANTY INFORMATION

All DCI Edge chairs, units, lights and cabinetry sold to and installed by authorized DCI Edge dealers are guaranteed to be free from defects in workmanship and materials for five years from the date of purchase.

During that period, we will repair or replace any defective part at no charge. DCI WILL NOT be responsible for dealer or service company labor charges or shipping charges to the DCI Edge factory.

Upholstery is warrantied for one year from the date of purchase. This guarantee does not cover normal wear, stains, cuts, or scratches on upholstery or surface finishes.

Staining, discoloration, or deterioration of the equipment caused by disinfectant solutions is not covered under warranty.

This guarantee does not cover damage resulting from improper installation, misuse, or accidents incurred in shipping and handling. All claims against the freight carrier must be initiated at the time the damaged items are received. The claim is the responsibility of the customer.

We are continually striving to improve our products. We reserve the right to make modifications without the need for prior notification.

Fiber optic tubings carry a six-month warranty, bulbs are items not covered under warranty.

OEM ancillary devices installed on DCI Edge equipment will follow the original manufacturer's warranty and are not covered by DCI Edge's warranty. Please contact the manufacturer of the device for warranty details and concerns.

Examples of installed products:

- NSK NLZE Electric Micromotor - which offers a 3-Year Worry-Free Warranty
- Dentsply Sirona Cavitron(R) system
- Acteon(R) Sopro family of intraoral cameras, piezoelectric scalers, and curing lights
- DTE Woodpecker Scaler and Curing Light

WARNING: Only authorized dealers should attempt to service DCI Edge Equipment. The use of other than authorized dealers will void the warranty.

ORDERING INFORMATION

When ordering, please include the following information:

- **DCI requires Doctor or Clinic Name, address, email address and phone number before PO will be accepted.**

- Model and/or Part Number
- Description/Color
- Quantity
- Date Required
- Purchase Order Number
- Shipping Instructions

All prices quoted herein are in US dollars and are subject to change without notice. All prices listed in this catalog are suggested retail prices.

CUSTOMS

When ordering from DCI, you are considered the importer of record and must comply with all laws and regulations of the country in which you are receiving the goods. Contact your local customs office for further information, as customs policies vary from country to country.

TERMS

Net 30 days on approved accounts; Visa, Mastercard or American Express can be used until credit is approved.

RETURNED GOODS

Items must be in original condition to be eligible for return; no credit will be issued on used, installed, damaged or incomplete returns (no partial packages). Custom equipment, custom cabinets, custom colors, obsolete and discontinued items will not be accepted for credit.

Returns will not be accepted outside of one year from the original invoice date. 15% Restocking fee will be applied on overstock Equipment returns.

RETURNED GOODS

Overstock Returns:

- ▶ Before returning the product, call DCI Customer Service for a Return Authorization Number. Please have the following information when you call:
 - Customer number
 - Part numbers and quantities for all return items
 - The corresponding DCI invoice or order number
- ▶ Carefully package all return items to prevent shipping damage. Please contact DCI Customer Service for proper packaging materials if needed.
- ▶ Write the Return Authorization Number on the outside of the package and reference the number on any accompanying items and paperwork.
- ▶ Ship to DCI at the shipping address below.

Warranty Returns:

- ▶ Before returning the product, call DCI Customer Service for a Return Authorization Number. Please have the following information when you call:
 - Reason for return/type of failure
 - Customer number
 - Part numbers and quantities for all return items
 - The corresponding DCI invoice or order number
- ▶ Write the Return Authorization Number on the outside of the package and reference the number on any accompanying items and paperwork.
- ▶ Ship to:
DCI
ATTN: Returns
305 N. Springbrook Road
Newberg, OR, 97132-0228, U.S.A.

CHANGE AND CANCELLATION POLICY:

- ▶ For Changes to Cabinet Orders in Production:
 - All changes to Standard Cabinet Orders must be made 14 business days prior to expected ship date. Any order changed within 14 business days of expected ship date will incur a 10% retail recovery fee.
 - All changes to Custom Cabinet Orders must be made 28 business days prior to expected ship date. Any order changed within 28 business days of expected ship date will incur a 10% retail recovery fee. For Cancellations to Cabinet Orders in Production.
- ▶ Cancellations to Cabinet Orders in Production:
 - All cancellations to Standard Cabinet Orders must be made 14 business days prior to expected ship date. Any order changed within 14 business days of expected ship date could incur a 10% retail recovery fee.
 - All cancellations to Custom Cabinet Orders must be made 28 business days prior to expected ship date. Any order changed within 28 business days of expected ship date could incur a 10% retail recovery fee.
- ▶ For all other DCI Configured Products:
 - Any cancellations of configured equipment, with the exception of Cabinets (see above) must be made within 10 days of expected ship date. Any order changed within 10 days of the expected ship date will be subject to a 10% retail recovery fee.

Please Note:

- ▶ Any Changes or Cancellations must be received by Customer Service in writing.
 - DCI is not responsible for shipping date changes due to changes to the order.

State of California Prop 65:



WARNING: Cancer and Reproductive Harm

www.p65warnings.ca.gov

Products in this ordering guide contain chemicals known to the State of California to cause cancer and reproductive harm. Please see www.DCIedge.com for more information by part number.



THREE SHOWROOMS TO CHOOSE FROM CONVENIENTLY LOCATED IN THREE TIME ZONES

VIP tours: in person or virtual



DCI Edge
Oregon, USA
Showroom
& Manufacturing Facility
705 S Springbrook Road
Newberg, OR 97132



DCI Edge
North Carolina, USA
Showroom
& Manufacturing Facility
9201 Stockport Place
Charlotte, NC 28273



DCI Edge
Illinois, USA
Showroom & NSK American
Corporate Headquarters
1800 Global Parkway
Hoffman Estates, IL 60192

DCI Corporate Office

305 N Springbrook Road
Newberg, OR 97132
equipment@dcionline.com
1-844-854-8555
Mon to Fri 5am-5pm PST

